Mycosphere 8(5): 1106–1156 (2017) www.mycosphere.org ISSN 2077 7019
Article
Doi 10.5943/mycosphere/8/5/5

The current status of species in *Diaporthe*

Dissanayake AJ[1,2], Phillips AJL[3], Hyde KD[2], Yan JY[1], Li XH[1, #]

[1] *Beijing Key Laboratory of Environmental Friendly Management on Fruit diseases and Pests in North China, Institute of Plant and Environment Protection, Beijing Academy of Agriculture and Forestry Sciences, Beijing 100097, People's Republic of China.*
[2] *Center of Excellence in Fungal Research, School of Science, Mae Fah Luang University, Chiang Rai 57100, Thailand*
[3] *University of Lisbon, Faculty of Sciences, Biosystems and Integrative Sciences Institute (BioISI), Campo Grande, 1749-016 Lisbon, Portugal.*

Dissanayake AJ, Phillips AJL, Hyde KD, Yan JY, Li XH 2017 – The current status of species in *Diaporthe*. Mycosphere 8(5), 1106–1156, Doi 10.5943/mycosphere/8/5/5

Abstract

In this paper we give an account of species in the genus *Diaporthe*. Since morphological characters are inadequate to define species in this genus, DNA sequence data are essential to differentiate them. We therefore focus this paper on the 171 species for which ex-type/ex-epitype/ex-isotype/ex-neotype isolates and corresponding molecular data are available and these species are listed alphabetically. Sexual or asexual morph are noted under each species, detailed descriptions of type materials, host records and geographic distribution are provided. Available DNA sequence data from ex-type cultures are listed in Table 1. Phylogenetic relationships of the species are given in a multi-locus phylogenetic tree based on combined ITS, *tef1-α*, β-tubulin and CAL sequences.

Key words – asexual morph– distribution – hosts – sexual morph – type species

Introduction

Diaporthe (syn. *Phomopsis*) species are well-known as pathogens, endophytes or saprobes on a range of economicaly important crops, ornamentals and forest trees (Santos & Phillips 2009, Santos et al. 2011, Udayanga et al. 2011, 2012a,b, 2014a,b, 2015, Gomes et al. 2013, Hyde et al. 2014, Dissanayake et al. 2015, 2017a, b, Fan et al. 2015). Their frequent association with plant diseases has stimulated considerable interest in this genus.

The genus *Diaporthe* was introduced by Nitschke (1870) with *D. eres* as the type species. It is placed in the family Diaporthaceae, order Diaporthales, in the class Sordariomycetes (Maharachchikumbura et al. 2015, 2016). For many years species in *Diaporthe* were introduced largely on the basis of host association, which resulted in a proliferation of species names. However, it is now recognised that species are not host-specific and a single species can be found on more than one host (Rehner & Uecker 1994). Furthermore, several different species can be found on a single host (Mostert et al. 2001b). Since morphology is of limited value in defining species (Sutton 1980, Rehner & Uecker 1994, Chi et al. 2007, Hyde et al. 2011) taxonomy of the genus relies largely on molecular phylogenies, especially those derived from sequences of ITS, *tef1-α*, β-tubulin and CAL loci (Udayanga et al. 2012a, Gomes et al. 2013). Thus all of the older species names linked to *Diaporthe* or *Phomopsis*, and for which cultures or DNA sequence data are not available, cannot be linked to the species in this genus. Such older taxa will have to be disregarded unless they are epitypified.

Submitted 28 June 2017, Accepted 17 July 2017, Published 6 August 2017
Corresponding Author: XingHong Li – e-mail – lixinghong1962@163.com

Udayanga et al. (2012a) re-evaluated the phylogenetic species recognition in *Diaporthe* using a multi-locus phylogeny based on a combined data matrix of ITS, and partial sequences from the translation elongation factor 1-α, β tubulin and calmodulin molecular markers. They included DNA sequences of available 26 ex-type cultures, providing a multi-locus backbone tree. Gomes et al. (2013) provided detailed descriptions of 54 species of *Diaporthe* that were linked to the types, while Hyde et al. (2014) provided a backbone phylogenetic tree of 72 species, also derived from the types. In this paper we focus on the 171 species that are currently known from culture or from direct sequencing, and are linked to their holotype, epitype, isotype or neotype and that can now be recognised with molecular data. Hence, this work serves as the first comprehensive overview of all species in *Diaporthe* since 2012.

Table 1 GenBank accession numbers of species treated in the phylogenetic analysis (Fig. 1). Ex-type/ex-epitype/ex-isotype/ex-neotype isolates are marked with an asterisk mark.

Species	Isolate	Host	ITS	β-tubulin	*tef1-α*	CAL
Diaporthe acaciarum	CBS 138862*	*Acacia tortilis*	KP004460	KP004509	N/A[a]	N/A[a]
D. acaciigena	CBS 129521*	*Acacia retinodes*	KC343005	KC343973	KC343731	KC343247
D. acericola	MFLUCC 17-0956*	*Acer negundo*	KY964224	KY964074	KY964180	KY964137
D. acutispora	CGMCC 3.18285*	*Coffea* sp.	KX986764	KX999195	KX999155	KX999274
D. alleghaniensis	CBS 495.72*	*Betula alleghaniensis*	KC343007	KC343975	KC343733	KC343249
D. alnea	CBS 146.46*	*Alnus* sp.	KC343008	KC343976	KC343734	KC343250
	CBS 159.47	*Alnus sp.*	KC343009	KC343977	KC343735	KC343251
D. ambigua	CBS 114015*	*Pyrus communis*	KC343010	KC343978	KC343736	KC343252
	CBS 117167	*Aspalathus linearis*	KC343011	KC343979	KC343737	KC343253
D. ampelina	CBS 114016*	*Vitis vinifera*	AF230751	JX275452	AY745056	AY230751
	CBS 267.80	*Vitis vinifera*	KC343018	KC343986	KC343744	KC343260
D. amygdali	CBS 126679*	*Prunus dulcis*	KC343022	KC343990	AY343748	KC343264
	CBS 111811	*Vitis vinifera*	KC343019	KC343987	KC343745	KC343261
D. anacardii	CBS 720.97*	*Anacardium ocidentale*	KC343024	KC343992	KC343750	KC343266
D. angelicae	CBS 111592*	*Heracleum sphondylium*	KC343027	KC343995	KC343753	KC343269
	CBS 100871	*Foeniculum vulgare*	KC343025	KC343993	KC343751	KC343267
D. apiculatum	CGMCC 3.17533*	*Camellia sinensis*	KP267896	KP293476	KP267970	N/A[a]
	LC3187	*Camellia sinensis*	KP267866	KP293446	KP267940	N/A[a]
D. aquatica	IFRDCC 3051*	Aquatic habitat	JQ797437	N/A[a]	N/A[a]	N/A[a]
	IFRDCC 3015	Aquatic habitat	JQ797438	N/A[a]	N/A[a]	N/A[a]
D. arctii	DP0482*	*Arctium lappa*	KJ590736	KJ610891	KJ590776	KJ612133
D. arecae	CBS 161.64*	*Areca catechu*	KC343032	KC344000	KC343758	KC343274
	CBS 535.75	*Citrus* sp.	KC343033	KC344001	KC343759	KC343275
D. arengae	CBS 114979*	*Arenga engleri*	KC343034	KC344002	KC343760	KC343276
D. aseana	MFLUCC 12–0299a*	Unknown dead leaf	KT459414	KT459432	KT459448	KT459464
D. asheicola	CBS 136967*	*Vaccinium ashei*	KJ160562	KJ160518	KJ160594	KJ160542
	CBS 136968	*Vaccinium ashei*	KJ160563	KJ160519	KJ160595	KJ160543
D. aspalathi	CBS 117169*	*Aspalathus linearis*	KC343036	KC344004	KC343762	KC343278
	CBS 117168	*Aspalathus linearis*	KC343035	KC344003	KC343761	KC343277
D. australafricana	CBS 111886*	*Vitis vinifera*	KC343038	KC344006	KC343764	KC343280

	CBS 113487	*Vitis vinifera*	KC343039	KC344007	KC343765	KC343281
D. baccae	CBS 136972*	*Vaccinium corymbosum*	KJ160565	N/A[a]	KJ160597	N/A[a]
	CPC 20585	*Vaccinium corymbosum*	KJ160564	N/A[a]	KJ160596	N/A[a]
D. batatas	CBS 122.21*	*Ipomoea batatas*	KC343040	KC344008	KC343766	KC343282
D. beilharziae	BRIP 54792*	*Indigofera australis*	JX862529	KF170921	JX862535	N/A[a]
D. benedicti	BPI 893190*	*Salix* sp.	KM669929	N/A[a]	KM669785	KM669862
D. betulae	CFCC 50469*	*Betula platyphylla*	KT732950	KT733020	KT733016	KT732997
	CFCC 50470	*Betula platyphylla*	KT732951	KT733021	KT733017	KT732998
D. betulicola	CFCC 51128*	*Betula albosinensis*	KX024653	KX024657	KX024655	KX024659
	CFCC 51129	*Betula albosinensis*	KX024654	KX024658	KX024656	KX024660
D. bicincta	CBS 121004*	*Juglans* sp.	KC343134	KC344102	KC343860	KC343376
D. biconispora	ZJUD62*	*Citrus grandis*	KJ490597	KJ490418	KJ490476	KJ490539
	CGMCC 3.17251	*Fortunella margarita*	KJ490596	KJ490417	KJ490475	N/A[a]
D. biguttulata	ZJUD47*	*Citrus limon*	KJ490582	KJ490403	KJ490461	N/A[a]
	CGMCC 3.17249	*Citrus limon*	KJ490583	KJ490404	KJ490462	N/A[a]
D. biguttusis	CGMCC 3.17081*	*Lithocarpus glabra*	KF576282	KF576306	KF576257	N/A[a]
	CGMCC 3.17082	*Lithocarpus glabra*	KF576283	KF576307	KF576258	N/A[a]
D. brasiliensis	CBS 133183*	*Aspidosperma tomentosum*	KC343042	KC344010	KC343768	KC343284
	LGMF926	*Aspidosperma tomentosum*	KC343043	KC344011	KC343769	KC343285
D. caatingaensis	CBS 141542*	*Tacinga inamoena*	KY085927	KY115600	KY115603	N/A[a]
D. canthii	CBS 132533*	*Canthium inerme*	JX069864	KC843230	KC843120	KC843174
D. cassines	CPC 21916*	*Cassine peragua*	KF777155	N/A[a]	KF777244	N/A[a]
D. caulivora	CBS 127268*	*Glycine max*	KC343045	KC344013	KC343771	KC343287
	CBS 178.55	*Glycine soja*	KC343046	KC344014	KC343772	KC343288
D. celastrina	CBS 139.27*	*Celastrus scandens*	KC343047	KC344015	KC343773	KC343289
D. charlesworthii	BRIP 54884m*	*Rapistrum rugostrum*	KJ197288	KJ197268	KJ197250	N/A[a]
D. chamaeropis	CBS 454.81*	*Chamaerops humilis*	KC343048	KC344016	KC343774	KC343290
	CBS 753.70	*Spartium junceum*	KC343049	KC344017	KC343775	KC343291
D. cichorii	MFLUCC 17-1023*	*Cichorium intybus*	KY964220	KY964104	KY964176	KY964133
D. cissampeli	CPC 27302 = CBS 141331*	*Cissampelos capensis*	KX228273	KX228384	N/A[a]	N/A[a]
D. citri	CBS 135422*	*Citrus* sp.	KC843311	KC843187	KC843071	KC843157
	AR4469	*Citrus sp.*	KC843321	KC843197	KC843081	KC843167
D. citriasiana	ZJUD 30*	*Citrus unshiu*	JQ954645	KC357459	JQ954663	KC357491
	ZJUD81	*Citrus grandis*	KJ490616	KJ490437	KJ490495	N/A[a]
D. citrichinensis	ZJUD34*	*Citrus unshiu*	JQ954648	KJ490396	JQ954666	KC357494
	ZJUD85	*Fortunella margarita*	KJ490620	KJ490441	KJ490499	N/A[a]
D. compacta	CGMCC 3.17536*	*Camellia sinensis*	KP267854	KP293434	KP267928	N/A[a]
	LC3078	*Camellia sinensis*	KP267850	KP293430	KP267924	N/A[a]
D. convolvuli	CBS 124654*	*Convolvulus arvensis*	KC343054	KC344022	KC343780	KC343296
D. crotalariae	CBS 162.33*	*Crotalaria spectabilis*	KC343056	KC344024	KC343782	KC343298
D. cucurbitae	DAOM42078*	*Cucumis sativus*	KM453210	KP118848	KM453211	N/A[a]
	CBS 136.25	*Arctium* sp.	KC343031	KC343999	KC343757	KC343273

D. cuppatea	CBS 117499*	*Aspalathus linearis*	KC343057	KC344025	KC343783	KC343299
D. cynaroidis	CBS 122676*	*Protea cynaroides*	KC343058	KC344026	KC343784	KC343300
D. cytosporella	FAU461*	*Citrus limon*	KC843307	KC843221	KC843116	KC843141
	AR5149	*Citrus sinensis*	KC843309	KC843222	KC843118	KC843287
D. diospyricola	CPC 21169*	*Diospyros whyteana*	KF777156	N/A[a]	N/A[a]	N/A[a]
D. discoidispora	ZJUD89*	*Citrus unshiu*	KJ490624	KJ490445	KJ490503	N/A[a]
	CGMCC 3.17254	*Citrus sinensis*	KJ490622	KJ490443	KJ490501	N/A[a]
D. dorycnii	MFLUCC 17-1015*	*Dorycnium hirsutum*	KY964215	KY964099	KY964171	N/A[a]
D. elaegni-glabrae	CGMCC 3.18287*	*Elaeagnus glabra*	KX986779	KX999212	KX999171	KX999281
D. ellipicola	CGMCC 3.17084*	*Lithocarpus glabra*	KF576270	KF576291	KF576245	N/A[a]
	CGMCC 3.17085	*Lithocarpus glabra*	KF576271	KF576292	KF576246	N/A[a]
D. endophytica	CBS 133811*	*Schinus terebinthifolius*	KC343065	KC343065	KC343791	KC343307
	LGMF911	*Schinus terebinthifolius*	KC343066	KC344034	KC343792	KC343308
D. eres	AR5193*	*Ulmus* sp.	KJ210529	KJ420799	KJ210550	KJ434999
	CBS 138598	*Ulmus* sp.	KJ210521	KJ420787	KJ210545	KJ435027
	CBS 439.82	*Cotoneaster* sp.	FJ889450	JX275437	GQ250341	JX197429
	DLR12A	*Vitis vinifera*	KJ210518	KJ420783	KJ210542	KJ434996
	AR3669	*Pyrus pyrifolia*	JQ807466	KJ420808	JQ807415	KJ435002
D. eucalyptorum	CBS 132525*	*Eucalyptus* sp.	NR120157	N/A[a]	N/A[a]	N/A[a]
D. foeniculina	CBS 111553*	*Foeniculum vulgare*	KC343101	KC344069	KC343827	KC343343
	FAU460	*Citrus limon*	KC843304	KC843218	KC843113	KC843138
	ICMP 12285	*Juglans regia*	KC145853	N/A[a]	KC145937	N/A[a]
	AR5151	*Citrus latifolia*	KC843303	KC843217	KC843112	KC843137
	CBS 187.27	*Camellia sinesis*	DQ286287	JX275463	DQ286261	KC843122
	CBS 123208	*Foeniculum valgare*	EU814480	JX275464	GQ250315	KC843125
D. fraxini-angustifoliae	BRIP 54781*	*Fraxinus angustifolia*	JX862528	KF170920	JX862534	N/A[a]
D. fukushii	MAFF 625034	*Pyrus pyrifolia*	JQ807469	N/A[a]	JQ807418	N/A[a]
D. fusicola	CGMCC 3.17087*	*Lithocarpus glabra*	KF576281	KF576305	KF576256	KF576233
	CGMCC 3.17088	*Lithocarpus glabra*	KF576263	KF576287	KF576238	N/A[a]
D. ganjae	CBS 180.91*	*Cannabis sativa*	KC343112	KC344080	KC343838	KC343354
D. garethjonesii	MFLUCC 12-0542a*	Unknown dead leaf	KT459423	KT459441	KT459457	KT459470
D. goulteri	BRIP 55657a*	*Helianthus annuus*	KJ197290	KJ197270	KJ197252	N/A[a]
D. gulyae	BRIP 54025*	*Helianthus annuus*	JF431299	N/A[a]	JN645803	N/A[a]
	BRIP 53158	*Helianthus annuus*	JF431284	N/A[a]	JN645799	N/A[a]
D. helianthi	CBS 592.81*	*Helianthus annuus*	KC343115	KC344083	KC343841	KC343357
	CBS 344.94	*Helianthus annuus*	KC343114	KC344082	KC343840	KC343356
D. helicis	AR5211*	*Hedera helix*	KJ210538	KJ420828	KJ210559	KJ435043
D. hickoriae	CBS 145.26*	*Carya glabra*	KC343118	KC344086	KC343844	KC343360
D. hongkongensis	CBS 115448*	*Dichroa febrífuga*	KC343119	KC344087	KC343845	KC343361
	ZJUD74	*Citrus unshiu*	KJ490609	KJ490430	KJ490488	N/A[a]
D. incompleta	CGMCC 3.18288*	*Camellia sinensis*	KX986794	KX999226	KX999186	KX999289
D. inconspicua	CBS 133813*	*Maytenus ilicifolia*	KC343123	KC344091	KC343849	KC343365
	LGMF922	*Spondias mombin*	KC343124	KC344092	KC343850	KC343366
D. infecunda	CBS 133812*	*Schinus terebinthifolius*	KC343126	KC344094	KC343852	KC343852

	LGMF908	*Schinus terebinthifolius*	KC343127	KC344095	KC343853	KC343369
D. isoberliniae	CPC 22549*	*Isoberlinia angolensis*	KJ869133	KJ869245	N/A[a]	N/A[a]
D. juglandicola	CFCC 51134*	*Juglans mandshurica*	KU985101	KX024634	KX024628	KX024616
D. kochmanii	BRIP 54033*	*Helianthus annuus*	JF431295	N/A[a]	JN645809	N/A[a]
	BRIP 54034	*Helianthus annuus*	JF431296	N/A[a]	JN645810	N/A[a]
D. kongii	BRIP 54031*	*Helianthus annuus*	JF431301	N/A[a]	JN645797	N/A[a]
	BRIP 54032	*Helianthus annuus*	JF431300	N/A[a]	JN645798	N/A[a]
D. litchicola	BRIP 54900*	*Litchi chinensis*	JX862533	KF170925	JX862539	N/A[a]
D. lithocarpus	CGMCC 3.15175*	*Lithocarpus glabra*	KC153104	KF576311	KC153095	KF576235
	CGMCC 3.15178	*Smilax china*	KC153103	N/A[a]	KC153094	N/A[a]
D. longicicola	CGMCC 3.17089*	*Lithocarpus glabra*	KF576267	KF576291	KF576242	N/A[a]
	CGMCC 3.17090	*Lithocarpus glabra*	KF576268	KF576292	KF576243	N/A[a]
D. longicolla	ATCC 60325*	*Glycine max*	KJ590728	KJ610883	KJ590767	N/A[a]
	FAU644	*Glycine max*	KJ590730	KJ610885	KJ590769	KJ612126
D. longispora	CBS 194.36*	*Ribes* sp.	KC343135	KC344103	KC343861	KC343377
D. lonicerae	MFLUCC 17-0963*	*Lonicera* sp.	KY964190	KY964073	KY964146	KY964116
D. lusitanicae	CBS 123212*	*Foeniculum vulgare*	KC343136	KC344104	KC343862	KC343378
	CBS 123213	*Foeniculum vulgare*	KC343137	KC344105	KC343863	KC343379
D. macinthoshii	BRIP 55064a*	*Rapistrum rugostrum*	KJ197289	KJ197269	KJ197251	N/A[a]
D. mahothocarpus	CGMCC 3.15181*	*Lithocarpus glabra*	KC153096	KF576312	KC153087	N/A[a]
	CGMCC 3.15182	*Lithocarpus glabra*	KC153097	N/A[a]	KC153088	N/A[a]
D. malorum	CAA734*	*Malus domestica*	KY435638	KY435668	KY435627	KY435658
D. maritima	DAOMC 250563*	*Picea rubens*	N/A[a]	KU574616	N/A[a]	N/A[a]
D. masirevicii	BRIP 57892a*	*Helianthus annuus*	KJ197277	KJ197257	KJ197239	N/A[a]
	BRIP 54256	*Glycine max*	KJ197276	KJ197256	KJ197238	N/A[a]
D. mayteni	CBS 133185*	*Maytenus ilicifolia*	KC343139	KC344107	KC343865	KC343381
D. maytenicola	CPC 21896*	*Maytenus acuminata*	KF777157	KF777250	N/A[a]	N/A[a]
D. melonis	CBS 507.78 *	*Glycine soja*	KC343141	KC344109	KC343867	KC343383
	FAU640	*Cucumis melo*	KJ590702	KJ610858	KJ590741	KJ612099
D. middletonii	BRIP 54884e*	*Rapistrum rugostrum*	KJ197286	KJ197266	KJ197248	N/A[a]
	BRIP 57329	*Chrysanthemoides monilifera*	KJ197285	KJ197265	KJ197247	N/A[a]
D. miriciae	BRIP 54736j*	*Helianthus annuus*	KJ197282	KJ197262	KJ197244	N/A[a]
	BRIP 55662c	*Glycine max*	KJ197283	KJ197263	KJ197245	N/A[a]
D. momicola	MFLUCC 16-0113*	*Prunus persica*	KU557563	KU557587	KU557631	KU557611
D. multigutullata	ZJUD98*	*Citrus grandis*	KJ490633	KJ490454	KJ490512	N/A[a]
D. musigena	CBS 129519*	*Musa* sp.	KC343143	KC344111	KC343869	KC343385
D. neilliae	CBS 144. 27*	*Spiraea* sp.	KC343144	KC344112	KC343870	KC343386
D. neoarctii	CBS 109490*	*Ambrosia trifida*	KC343145	KC344113	KC343871	KC343387
D. neoraonikayaporum	MFLUCC 14–1136*	*Tectona grandis*	KU712449	KU743988	KU749369	KU749356
	MFLUCC 14–1133	*Tectona grandis*	KU712448	KU743987	KU749368	KU749355
D. nobilis	CBS 587.79	*Pinus pantepella*	KC343153	KC344121	KC343879	KC343395
D. nothofagi	BRIP 54801*	*Nothofagus cunninghamii*	JX862530	KF170922	JX862536	N/A[a]
D. novem	CBS 127270*	*Glycine max*	KC343155	KC344123	KC343881	KC343397

	CBS 127271	*Glycine max*	KC343157	KC344125	KC343883	KC343399
D. ocoteae	CBS 141330*	*Ocotea obtusata*	KX228293	KX228388	N/A[a]	N/A[a]
D. oraccini	CGMCC 3.17531*	*Camellia sinensis*	KP267863	KP293443	KP267937	N/A[a]
D. ovalispora	ZJUD93*	*Citrus limon*	KJ490628	KJ490449	KJ490507	N/A[a]
D. ovoicicola	CGMCC 3.17093*	*Citrus* sp.	KF576265	KF576289	KF576240	KF576223
	CGMCC 3.17092	*Citrus* sp.	KF576264	KF576288	KF576239	KF576222
D. oxe	CBS 133186*	*Maytenus ilicifolia*	KC343164	KC344132	KC343890	KC343406
	CBS 133187	*Maytenus ilicifolia*	KC343165	KC344133	KC343891	KC343407
D. paranensis	CBS 133184*	*Maytenus ilicifolia*	KC343171	KC344139	KC343897	KC343413
D. parapterocarpi	CPC 22729*	*Pterocarpus brenanii*	KJ869138	KJ869248	N/A[a]	N/A[a]
D. pascoei	BRIP 54847*	*Persea americana*	JX862532	KF170924	JX862538	N/A[a]
D. passiflorae	CBS 132527*	*Passiflora edulis*	JX069860	N/A[a]	N/A[a]	N/A[a]
D. passifloricola	CBS 141329*	*Passiflora foetida*	KX228292	KX228387	N/A[a]	N/A[a]
D. penetriteum	CGMCC 3.17532*	*Camellia sinensis*	KP267879	KP293459	KP267953	N/A[a]
D. perjuncta	CBS 109745*	*Ulmus glabra*	KC343172	KC344140	KC343898	KC343414
D. persiae	CBS 151.73*	*Persea gratissima*	KC343173	KC344141	KC343899	KC343415
D. pescicola	MFLUCC 16-0105*	*Prunus persica*	KU557555	KU557579	KU557623	KU557603
D. phaseolorum	AR4203*	*Phaseolus vulgaris*	KJ590738	KJ610893	KJ590739	KJ612135
D. phragmitis	CBS 138897*	*Phragmites australis*	KP004445	KP004507	N/A[a]	N/A[a]
D. podocarpi-macrophylli	CGMCC 3.18281*	*Podocarpus macrophyllus*	KX986774	KX999207	KX999167	KX999278
D. pseudomangiferae	CBS 101339*	*Mangifera indica*	KC343181	KC344149	KC343907	KC343423
	CBS 388.89	*Mangifera indica*	KC343182	KC344150	KC343908	KC343424
D. pseudophoenicicola	CBS 462.69*	*Phoenix dactylifera*	KC343183	KC344151	KC343909	KC343425
	CBS 176.77	*Mangifera indica*	KC343183	KC344151	KC343909	KC343425
D. pseudotsugae	MFLU 15-3228	*Pseudotsuga menziesii*	KY964225	KY964108	KY964181	KY964138
D. psoraleae	CBS 136412*	*Psoralea pinnata*	KF777158	KF777251	KF777245	N/A[a]
D. psoraleae-pinnatae	CBS 136413*	*Psoralea pinnata*	KF777159	KF777252	N/A[a]	N/A[a]
D. pterocarpi	MFLUCC 10-0571*	*Pterocarpus indicus*	JQ619899	JX275460	JX275416	JX197451
	MFLUCC 10-575	*Pterocarpus indicus*	JQ619901	JX275462	JX275418	JX197453
D. pterocarpicola	MFLUCC 10-0580a*	*Pterocarpus indicus*	JQ619887	JX275441	JX275403	JX197433
	MFLUCC10-580b	*Pterocarpus indicus*	JQ619887	JX275441	JX275403	JX197433
D. pulla	CBS 338.89*	*Hedera helix*	KC343152	KC344120	KC343878	KC343394
D. pyracanthae	CAA483*	*Pyracantha coccinea*	KY435635	KY435666	KY435625	KY435656
D. raonikayaporum	CBS 133182*	*Spondias mombin*	KC343188	KC344156	KC343914	KC343430
D. ravennica	MFLUCC 15–0479*	*Tamarix* sp.	KU900335	KX432254	KX365197	N/A[a]
	MFLUCC 15–0480	*Tamarix* sp.	KU900336	KX377688	KX426703	N/A[a]
D. rhusicola	CBS 129528*	*Rhus pendulina*	JF951146	KC843205	KC843100	KC843124
D. rostrata	CFCC 50062*	*Juglans mandshurica*	KP208847	KP208855	KP208853	KP208849
	CFCC 50063	*Juglans mandshurica*	KP208848	KP208856	KP208854	KP208850
D. rudis	AR3422*	*Laburnum anagyroides*	KC843331	KC843177	KC843090	KC843146
	AR3654	*Rosa canina*	KC843338	KC843184	KC843097	KC843153
	ICMP 16419	*Castanea sativa*	KC145904	N/A[a]	KC145976	N/A[a]
	DA244	*Brugmansia sp.*	KC843334	KC843180	KC843093	KC843149

	CBS 113201	*Vitis vinifera*	AY485750	JX275454	GQ250327	JX197445
D. saccarata	CBS 116311*	*Protea repens*	KC343190	KC344158	KC343916	KC343432
D. sackstonii	BRIP 54669b*	*Helianthus annuus*	KJ197287	KJ197267	KJ197249	N/A[a]
D. salicicola	BRIP 54825*	*Salix purpurea*	JX862531	JX862531	JX862537	N/A[a]
D. schini	CBS 133181*	*Schinus terebinthifolius*	KC343191	KC344159	KC343917	KC343433
	LGMF910	*Schinus terebinthifolius*	KC343192	KC344160	KC343918	KC343434
D. schoeni	MFLU 15-1279*	*Schoenus nigricans*	KY964226	KY964109	KY964182	KY964139
D. sclerotioides	CBS 296.67*	*Cucumis sativus*	KC343193	KC344161	KC343919	KC343435
	CBS 710.76	*Cucumis sativus*	KC343194	KC344162	KC343920	KC343436
D. sennae	CFCC 51636*	*Senna bicapsularis*	KY203724	KY228891	KY228885	KY228875
	CFCC 51637	*Senna bicapsularis*	KY203725	KY228892	KY228886	KY228876
D. sennicola	CFCC 51634*	*Senna bicapsularis*	KY203722	KY228889	KY228883	KY228873
	CFCC 51635	*Senna bicapsularis*	KY203723	KY228890	KY228884	KY228874
D. serafiniae	BRIP 55665a*	*Helianthus annuus*	KJ197274	KJ197254	KJ197236	N/A[a]
	BRIP 54136	*Lupinus albus*	KJ197273	KJ197253	KJ197235	N/A[a]
D. siamensis	MFLUCC10-573a*	*Dasymaschalon* sp.	JQ619879	JX275429	JX275393	N/A[a]
D. sojae	FAU635*	*Glycine max*	KJ590719	KJ610875	KJ590762	KJ612116
	CBS 116019	*Caperonia palustris*	KC343175	KC344143	KC343901	KC343417
	FAU455	*Stokesia laevis*	KJ590712	KJ610868	KJ590755	KJ612109
	DP0601	*Glycine max*	KJ590706	KJ610862	KJ590749	KJ612103
	MAFF 410444	*Cucumis melo*	KJ590714	KJ610870	KJ590757	KJ612111
	BRIP 54033	*Helianthus annuus*	JF431295	N/A[a]	JN645809	N/A[a]
D. spartinicola	CBS 140003*	*Spartium junceum*	KR611879	N/A[a]	N/A[a]	N/A[a]
D. sterilis	CBS 136969*	*Vaccinium corymbosum*	KJ160579	KJ160528	KJ160611	KJ160548
	CPC 20580	*Vaccinium corymbosum*	KJ160582	KJ160531	KJ160614	KJ160551
D. stictica	CBS 370.54*	*Buxus sampervirens*	KC343212	KC344180	KC343938	KC343454
D. subclavata	ZJUD95*	*Citrus* sp.	KJ490630	KJ490451	KJ490509	N/A[a]
	CGMCC 3.17253	*Citrus grandis*	KJ490618	KJ490439	KJ490497	N/A[a]
D. subordinaria	CBS 464.90*	*Plantago lanceolata*	KC343214	KC344182	KC343940	KC343456
D. taoicola	MFLUCC 16-0117*	*Prunus persica*	KU557567	KU557591	KU557635	N/A[a]
D. tectonae	MFLUCC 12–0777*	*Tectona grandis*	KU712430	KU743977	KU749359	KU749345
D. tectonendophytica	MFLUCC 13–0471*	*Tectona grandis*	KU712439	KU743986	KU749367	KU749354
D. tectonigena	MFLUCC 12–0767*	*Tectona grandis*	KU712429	KU743976	KU749371	KU749358
D. terebinthifolii	CBS 133180*	*Schinus terebinthifolius*	KC343216	KC344184	KC343942	KC343458
	LGMF907	*Schinus terebinthifolius*	KC343217	KC344185	KC343943	KC343459
D. ternstroemia	CGMCC 3.15183*	*Ternstroemia gymnanthera*	KC153098	N/A[a]	KC153089	N/A[a]
	CGMCC 3.15184	*Ternstroemia gymnanthera*	KC153099	N/A[a]	KC153090	N/A[a]
D. thunbergii	MFLUCC10-576a*	*Thunbergia laurifolia*	JQ619893	JX275449	JX275409	JX197440
	MFLUCC 10-576b	*Thunbergia laurifolia*	JQ619894	JX275450	JX275410	JX197441
D. thunbergiicola	MFLUCC 12–0033*	*Thunbergia laurifolia*	KP715097	N/A[a]	KP715098	N/A[a]
D. torilicola	MFLUCC 17-1051*	*Torilis arvensis*	KY964212	KY964096	KY964168	KY964127
D. toxica	CBS 534.93*	*Lupinus angustifolius*	KC343220	KC344188	KC343946	KC343462

	CBS 546.93	*Lupinus* sp.	KC343222	KC344190	KC343948	KC343464
D. tulliensis	BRIP 62248a*	*Theobroma cacao* fruit	KR936130	KR936132	KR936133	N/A[a]
D. ueckerae	FAU656*	*Cucumis melo*	KJ590726	KJ610881	KJ590747	KJ612122
	LGMF947	*Glycine max*	KC343203	KC344171	KC343929	KC343445
D. undulata	CGMCC 3.18293*	Leaf of unknown host	KX986798	KX999230	KX999190	N/A[a]
D. unshiuensis	ZJUD52*	*Citrus* sp.	KJ490587	KJ490408	KJ490466	N/A[a]
	ZJUD50	*Fortunella margarita*	KJ490585	KJ490406	KJ490464	N/A[a]
D. vaccinii	CBS 160.32*	*Vaccinium macrocarpon*	AF317578	JX270436	GQ250326	KC343470
	CBS 122116	*Vaccinium corymbosum*	KC343227	KC344195	KC343953	KC343469
	CBS 135436	*Vaccinium corymbosum*	AF317570	KC843225	JQ807380	KC849456
D. vangueriae	CPC 22703*	*Vangueria infausta*	KJ869137	KJ869247	N/A[a]	N/A[a]
D. vawdreyi	BRIP 57887a*	*Psidium guajava*	KR936126	KR936128	KR936129	N/A[a]
D. velutina	CGMCC 3.18286*	*Neolitsea* sp.	KX986790	KX999223	KX999182	N/A[a]
D. virgiliae	CMW40748*	*Virgilia oroboides*	KP247566	KP247575	N/A[a]	N/A[a]
D. xishuangbanica	CGMCC 3.18282*	*Camellia sinensis*	KX986783	KX999216	KX999175	N/A[a]
D. yunnanensis	CGMCC 3.18289*	*Coffea* sp.	KX986796	KX999228	KX999188	KX999290
Diaporthella corylina	CBS 121124*	*Corylus* sp.	KC343004	KC343972	KC343730	KC343246

[a]Sequence not available in GenBank.

Materials and methods

The species included in Udayanga et al. (2012a) were used as the starting point. Species not included in that paper, or introduced since 2013 were found in searches of MycoBank and the mycological literature in general. All names were checked for validity, and for the existence of type cultures and relevant sequences in GenBank before they were included in the current list. New disease reports, distribution and host associations were retrieved from recent publications and from USDA fungal database (Farr & Rossman 2016), of which are proved with molecular data.

Phylogenetic analysis

Sequences of internal transcribed spacer (ITS), translation elongation factor (*tef1-α*), β-tubulin, CAL moduline were download from NCBI GenBank (https://www.ncbi.nlm.nih.gov/genbank/). An overview backbone phylogenetic tree for the genus *Diaporthe* was constructed from ITS, *tef1-α*, β-tubulin and CAL sequence data.

Individual loci were aligned with Clustal X v. 1.81 and combined with BioEdit v. 7.0.9.0 (Hall 1999). Further alignment of the sequences was done using default settings of MAFFT v. 7 (Katoh & Toh 2008; http://mafft.cbrc.jp/alignment/server/) and manually adjusted where necessary using BioEdit. Maximum parsimony analysis (MP) was performed with PAUP v. 4.0b10 (Swofford 2003). Gaps were treated as missing data. Trees were inferred using the heuristic search option with Tree Bisection and Reconnection branch swapping and 1000 random sequence additions. Maxtrees was set at 1000, branches of zero length were collapsed and all multiple parsimonious trees were saved. Descriptive tree statistics for parsimony (tree length, consistency index, retention index, rescaled consistency index, and homoplasy index) were calculated for trees generated under different optimality criteria.

The best model of evolution for each gene region was determined using MrModeltest v. 2.2 (Nylander 2004) and maximum likelihood analyses were performed in RAXML GUI v. 0.9b2 (Silvestro & Michalak 2010). The RAXML analyses were run with a rapid bootstrap analysis.

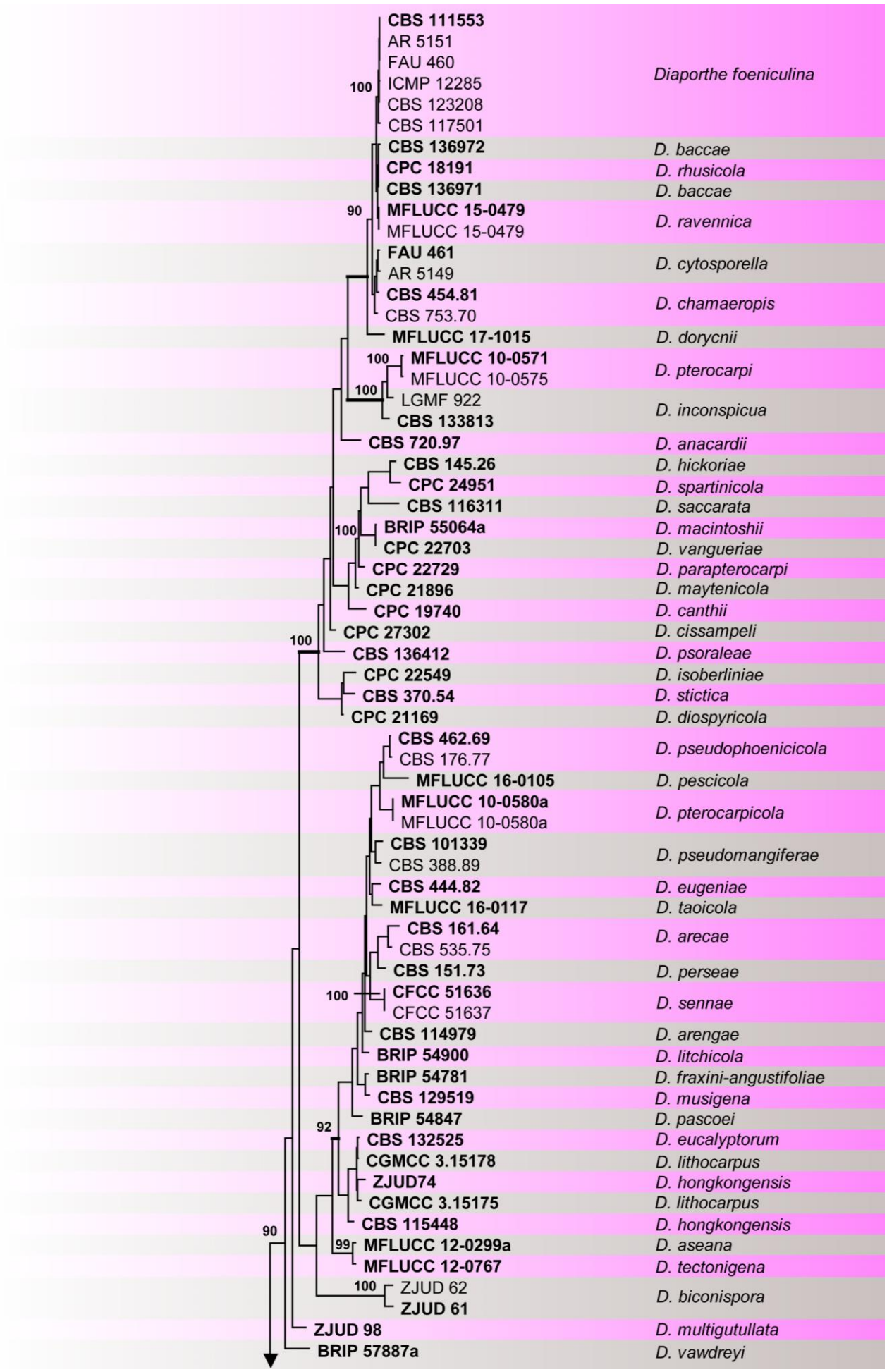
CBS 111553
AR 5151
FAU 460
ICMP 12285
CBS 123208
CBS 117501
Diaporthe foeniculina
100
CBS 136972
D. baccae
CPC 18191
D. rhusicola
CBS 136971
D. baccae
90
MFLUCC 15-0479
MFLUCC 15-0479
D. ravennica
FAU 461
AR 5149
D. cytosporella
CBS 454.81
CBS 753.70
D. chamaeropis
MFLUCC 17-1015
D. dorycnii
100
MFLUCC 10-0571
MFLUCC 10-0575
D. pterocarpi
100
LGMF 922
CBS 133813
D. inconspicua
CBS 720.97
D. anacardii
CBS 145.26
D. hickoriae
CPC 24951
D. spartinicola
CBS 116311
D. saccarata
100
BRIP 55064a
D. macintoshii
CPC 22703
D. vangueriae
CPC 22729
D. parapterocarpi
CPC 21896
D. maytenicola
CPC 19740
D. canthii
CPC 27302
D. cissampeli
100
CBS 136412
D. psoraleae
CPC 22549
D. isoberliniae
CBS 370.54
D. stictica
CPC 21169
D. diospyricola
CBS 462.69
CBS 176.77
D. pseudophoenicicola
MFLUCC 16-0105
D. pescicola
MFLUCC 10-0580a
MFLUCC 10-0580a
D. pterocarpicola
CBS 101339
CBS 388.89
D. pseudomangiferae
CBS 444.82
D. eugeniae
MFLUCC 16-0117
D. taoicola
CBS 161.64
CBS 535.75
D. arecae
CBS 151.73
D. perseae
100
CFCC 51636
CFCC 51637
D. sennae
CBS 114979
D. arengae
BRIP 54900
D. litchicola
BRIP 54781
D. fraxini-angustifoliae
CBS 129519
D. musigena
BRIP 54847
D. pascoei
92
CBS 132525
D. eucalyptorum
CGMCC 3.15178
D. lithocarpus
ZJUD74
D. hongkongensis
CGMCC 3.15175
D. lithocarpus
CBS 115448
D. hongkongensis
90
99
MFLUCC 12-0299a
D. aseana
MFLUCC 12-0767
D. tectonigena
100
ZJUD 62
ZJUD 61
D. biconispora
ZJUD 98
D. multigutullata
BRIP 57887a
D. vawdreyi

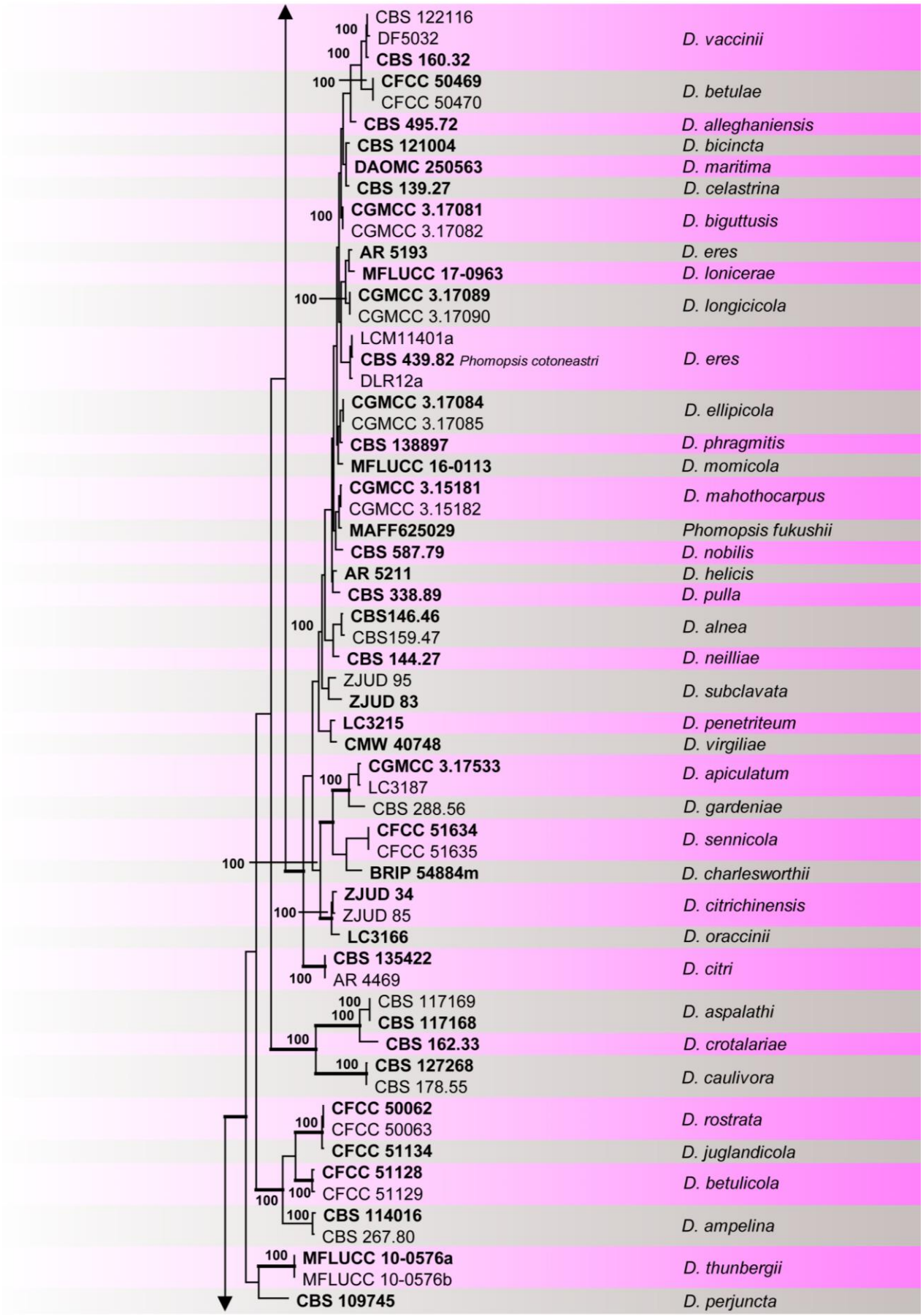
CBS 122116
DF5032
CBS 160.32
D. vaccinii
CFCC 50469
CFCC 50470
D. betulae
CBS 495.72
D. alleghaniensis
CBS 121004
D. bicincta
DAOMC 250563
D. maritima
CBS 139.27
D. celastrina
CGMCC 3.17081
CGMCC 3.17082
D. biguttusis
AR 5193
D. eres
MFLUCC 17-0963
D. lonicerae
CGMCC 3.17089
CGMCC 3.17090
D. longicicola
LCM11401a
CBS 439.82 Phomopsis cotoneastri
DLR12a
D. eres
CGMCC 3.17084
CGMCC 3.17085
D. ellipicola
CBS 138897
D. phragmitis
MFLUCC 16-0113
D. momicola
CGMCC 3.15181
CGMCC 3.15182
D. mahothocarpus
MAFF625029
Phomopsis fukushii
CBS 587.79
D. nobilis
AR 5211
D. helicis
CBS 338.89
D. pulla
CBS146.46
CBS159.47
D. alnea
CBS 144.27
D. neilliae
ZJUD 95
ZJUD 83
D. subclavata
LC3215
D. penetriteum
CMW 40748
D. virgiliae
CGMCC 3.17533
LC3187
D. apiculatum
CBS 288.56
D. gardeniae
CFCC 51634
CFCC 51635
D. sennicola
BRIP 54884m
D. charlesworthii
ZJUD 34
ZJUD 85
D. citrichinensis
LC3166
D. oraccinii
CBS 135422
AR 4469
D. citri
CBS 117169
CBS 117168
D. aspalathi
CBS 162.33
D. crotalariae
CBS 127268
CBS 178.55
D. caulivora
CFCC 50062
CFCC 50063
D. rostrata
CFCC 51134
D. juglandicola
CFCC 51128
CFCC 51129
D. betulicola
CBS 114016
CBS 267.80
D. ampelina
MFLUCC 10-0576a
MFLUCC 10-0576b
D. thunbergii
CBS 109745
D. perjuncta

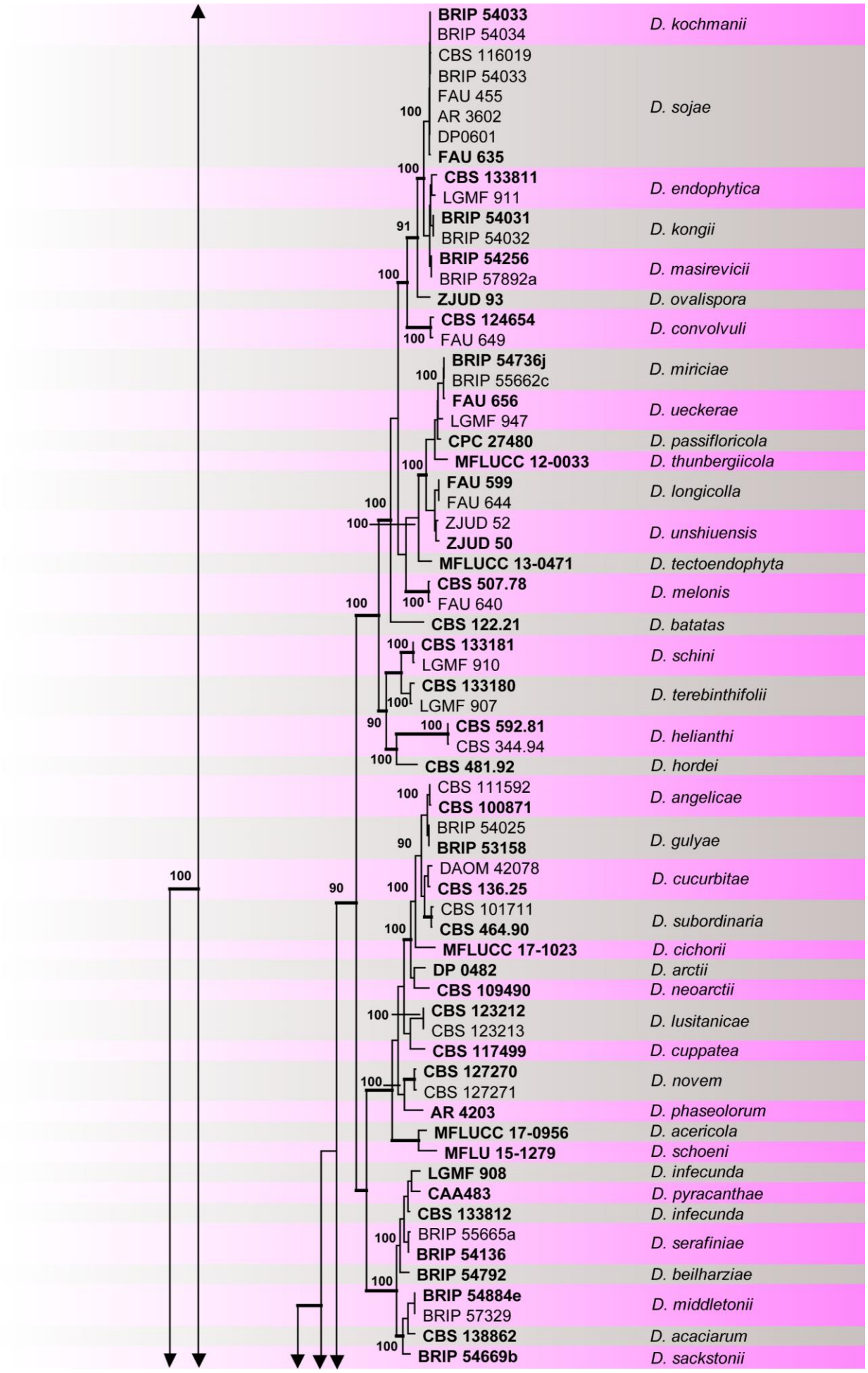
BRIP 54033
BRIP 54034
D. kochmanii
CBS 116019
BRIP 54033
FAU 455
AR 3602
DP0601
FAU 635
D. sojae
CBS 133811
LGMF 911
D. endophytica
BRIP 54031
BRIP 54032
D. kongii
BRIP 54256
BRIP 57892a
D. masirevicii
ZJUD 93
D. ovalispora
CBS 124654
FAU 649
D. convolvuli
BRIP 54736j
BRIP 55662c
D. miriciae
FAU 656
LGMF 947
D. ueckerae
CPC 27480
D. passifloricola
MFLUCC 12-0033
D. thunbergiicola
FAU 599
FAU 644
D. longicolla
ZJUD 52
ZJUD 50
D. unshiuensis
MFLUCC 13-0471
D. tectoendophyta
CBS 507.78
FAU 640
D. melonis
CBS 122.21
D. batatas
CBS 133181
LGMF 910
D. schini
CBS 133180
LGMF 907
D. terebinthifolii
CBS 592.81
CBS 344.94
D. helianthi
CBS 481.92
D. hordei
CBS 111592
CBS 100871
D. angelicae
BRIP 54025
BRIP 53158
D. gulyae
DAOM 42078
CBS 136.25
D. cucurbitae
CBS 101711
CBS 464.90
D. subordinaria
MFLUCC 17-1023
D. cichorii
DP 0482
D. arctii
CBS 109490
D. neoarctii
CBS 123212
CBS 123213
D. lusitanicae
CBS 117499
D. cuppatea
CBS 127270
CBS 127271
D. novem
AR 4203
D. phaseolorum
MFLUCC 17-0956
D. acericola
MFLU 15-1279
D. schoeni
LGMF 908
D. infecunda
CAA483
D. pyracanthae
CBS 133812
D. infecunda
BRIP 55665a
BRIP 54136
D. serafiniae
BRIP 54792
D. beilharziae
BRIP 54884e
BRIP 57329
D. middletonii
CBS 138862
D. acaciarum
BRIP 54669b
D. sackstonii

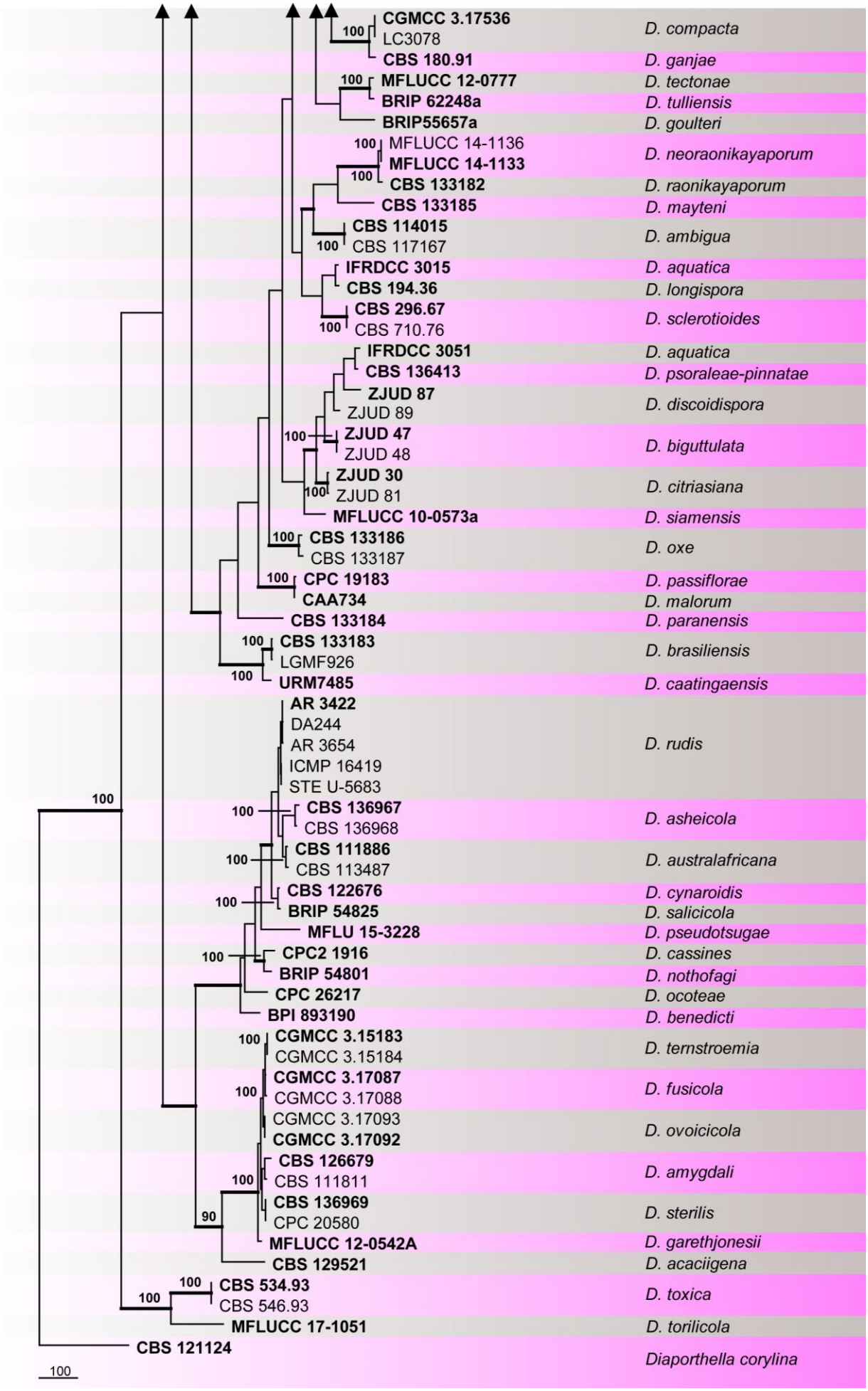
CGMCC 3.17536
LC3078
D. compacta
CBS 180.91
D. ganjae
MFLUCC 12-0777
D. tectonae
BRIP 62248a
D. tulliensis
BRIP55657a
D. goulteri
MFLUCC 14-1136
MFLUCC 14-1133
D. neoraonikayaporum
CBS 133182
D. raonikayaporum
CBS 133185
D. mayteni
CBS 114015
CBS 117167
D. ambigua
IFRDCC 3015
D. aquatica
CBS 194.36
D. longispora
CBS 296.67
CBS 710.76
D. sclerotioides
IFRDCC 3051
D. aquatica
CBS 136413
D. psoraleae-pinnatae
ZJUD 87
ZJUD 89
D. discoidispora
ZJUD 47
ZJUD 48
D. biguttulata
ZJUD 30
ZJUD 81
D. citriasiana
MFLUCC 10-0573a
D. siamensis
CBS 133186
CBS 133187
D. oxe
CPC 19183
D. passiflorae
CAA734
D. malorum
CBS 133184
D. paranensis
CBS 133183
LGMF926
D. brasiliensis
URM7485
D. caatingaensis
AR 3422
DA244
AR 3654
ICMP 16419
STE U-5683
D. rudis
CBS 136967
CBS 136968
D. asheicola
CBS 111886
CBS 113487
D. australafricana
CBS 122676
D. cynaroidis
BRIP 54825
D. salicicola
MFLU 15-3228
D. pseudotsugae
CPC2 1916
D. cassines
BRIP 54801
D. nothofagi
CPC 26217
D. ocoteae
BPI 893190
D. benedicti
CGMCC 3.15183
CGMCC 3.15184
D. ternstroemia
CGMCC 3.17087
CGMCC 3.17088
D. fusicola
CGMCC 3.17093
CGMCC 3.17092
D. ovoicicola
CBS 126679
CBS 111811
D. amygdali
CBS 136969
CPC 20580
D. sterilis
MFLUCC 12-0542A
D. garethjonesii
CBS 129521
D. acaciigena
CBS 534.93
CBS 546.93
D. toxica
MFLUCC 17-1051
D. torilicola
CBS 121124
Diaporthella corylina
100

Fig. 1 – Phylogram generated from maximum parsimony analysis based on combined ITS, *tef1-α*, β-tubulin and CAL dataset of the genus *Diaporthe*. Bootstrap support values for maximum parsimony (MP) greater than 90 % are indicated near the nodes and Bayesian posterior probabilities above 0.90 are indicated in bold branches. The ex-type strains are in bold and the tree is rooted with *Diaporthella corylina* (CBS 121124).

Posterior probabilities (PP) were determined by Markov Chain Monte Carlo sampling (BMCMC) in MrBayes v. 3.0b4 (Ronquist & Huelsenbeck 2003). The best-fit model of nucleotide substitution as determined above was incorporated into the analysis. Six simultaneous Markov chains were run for 1 000 000 generations and trees were sampled every 100th generation. The 2000 trees representing the burn-in phase of the analyses, were discarded and the remaining 8000 trees used for calculation of posterior probabilities (PP) in the majority rule consensus tree. The strains used in this study are listed in Table 1 with details of type cultures and sequences. Alignment and tree was deposited in TreeBASE (S21338).

Results and Discussion

A complete list of all species in *Diaporthe* that are known from culture is provided in Table 1. Where possible the ex-type isolate together with one further isolate are included. Presently 171 species are included in the genus (Fig. 1). *Phomopsis fukushii* is synonymized under *Diaporthe fukushii*.

Annotated species list

1) ***Diaporthe acaciarum*** Crous & M.J. Wingf., *Persoonia* 33: 243 (2014), MycoBank MB810606.
Sexual morph not reported. See Crous et al. (2014b) for illustrations and descriptions of asexual morph.
Type – Tanzania, Serengeti, on thorns of *Acacia tortilis* (*Fabaceae*), Feb. 2014, M.J. Wingfield (holotype CBS H-21994, culture ex-type CBS 138862).
Host – *Acacia tortilis* (Crous et al. 2014b).
Distribution – Tanzania (Crous et al. 2014b).

2) ***Diaporthe acaciigena*** Crous, Pascoe & J. Edwards, *Persoonia* 26: 123 (2011), MycoBank MB560164.
Sexual morph not reported. See Crous et al. (2011) for illustrations and descriptions of asexual morph.
Type – Australia, Victoria, Otway Ranges, Anglesea, on leaves of *Acacia retinodes* (*Fabaceae*), 16 Oct. 2009, P.W. Crous, I.G. Pascoe & J. Edwards (holotype CBS H-20581, culture ex-type CBS 129521).
Host – *Acacia retinodes* (Crous et al. 2011).
Distribution – Australia (Crous et al. 2011).

3) ***Diaporthe acericola*** Dissanayake, Camporesi & K.D. Hyde, *Mycosphere* 8: 864 (2017), Facesoffunginumber FoF03270, Index Fungorum number IF553186.
Sexual morph not reported. See Dissanayake et al. (2017b) for illustrations and descriptions of asexual morph.
Type – Italy, Forlì-Cesena Province, San Colombano – Meldola, on dead aerial branches and samaras of *Acer negundo* (*Sapindaceae*), 22 January 2015, Erio Camporesi (holotype MFLU 15-3254, culture ex-type MFLUCC 17-0956).
Host – *Acer negundo* (Dissanayake et al. 2017b).
Distribution – Italy (Dissanayake et al. 2017b).

4) ***Diaporthe acutispora*** Y.H. Gao & L. Cai, *IMA fungus* 8: 172 (2017), MycoBank MB820679.
Sexual morph not reported. See Gao et al. (2017) for illustrations and descriptions of asexual morph.
Type – China, Yunnan Province: Aini Farm, on healthy leaves of *Coffea* sp. (*Rubiaceae*), 20 Sep. 2014, W.J. Duan (holotype HMAS 247086, culture ex-type CGMCC 3.18285 = LC 6161).
Host – *Coffea* sp. (Gao et al. 2017).
Distribution – China (Gao et al. 2017).

5) ***Diaporthe alleghaniensis*** R.H. Arnold, *Can. J. Bot.* 45: 787 (1967), MycoBank MB329848.
Sexual morph and asexual morph have been reported. See Arnold (1975) for illustrations and descriptions.
Type – Canada, Ontario, Abinger Township, Lennox and Addington Co., Vennacher, P.S.P. 10, on branch of *Betula lenta* (*Betulaceae*), 16 September 1953, R. Horner, J. Newman, A.W. Hill (holotype DAOM 45776, culture ex-type CBS 495.72).
Hosts – *Betula lenta*, *B. papyrifera* and *B. pendula* (Arnold 1975).
Distribution – Canada (Arnold 1975).

6) ***Diaporthe alnea*** Fuckel, *Jb. nassau. Ver. Naturk*. 23: 207 (1870), MycoBank MB193636.
Sexual morph and asexual morph have been reported. See Udayanga et al. (2014b) for illustrations and descriptions.
Type – Germany, on twigs of *Alnus glutinosa* (*Betulaceae*), 1894, L. Fuckel (FH, Fungi rhenani 1988, lectotype MBT178532), Hesse, Oestrich, *Alnus glutinosa*, 1894, L. Fuckel (BPI 615718, Isolectotype), Netherlands, on *Alnus* sp., June 1946, S. Truter 605 (epitype BPI 892917, culture ex-epitype CBS 146.46).
Hosts – *Alnus glutinosa*, *Alnus sinuate*, *Alnus rugosa* (Udayanga et al. 2014b).
Distribution – Czech Republic, Germany, Netherlands, USA (Udayanga et al. 2014b).

7) ***Diaporthe ambigua*** Nitschke, *Pyrenomyc. Germ*. 2: 311 (1870), MycoBank MB193681.
Sexual morph and asexual morph have been reported. See van Rensburg et al. (2006) for illustrations and descriptions.
Type – South Africa, Western Cape Province, from *Pyrus communis* (*Rosaceae*), deposited 2002, S. Denman (epitype CBS H-19685, culture ex-epitype CBS 114015).
Hosts – *Actinidia* sp. (Auger et al. 2013), *Aspalathus linearis* (van Rensburg et al. 2006), *Foeniculum* sp. (Santos & Phillips 2009), *Foeniculum vulgare*, *Malus domestica* (Smit et al. 1996, Santos & Phillips 2009), *Malus domestica*, *Prunus* sp. (Smit et al. 1996, Lawrence et al. 2015), *Malus sylvestris* (Crous et al. 2000), *Prunus* spp. (Smit et al. 1996, Mostert et al. 2001a), *Pyrus communis* (Nitschke 1867, Smit et al. 1996), *Pyrus ussuriensis* (Tai 1979), *Salix* sp. (Lawrence et al. 2015), *Vaccinium* sp. (Elfar et al. 2013), *Vitis vinifera* (van Niekerk et al. 2005, Urbez-Torres et al. 2013).
Distribution – California (Urbez-Torres et al. 2013), Chile (Auger et al. 2013, Elfar et al. 2013), China, Cuba (Tai 1979), Germany (Nitschke 1867), South Africa (Smit et al. 1996), UK (Dennis 1986), USA (Washington) (Shaw 1973).

8) ***Diaporthe ampelina*** (Berk. & M.A. Curtis) R.R. Gomes, Glienke & Crous, *Persoonia* 31: 14 (2013), MycoBank MB802922.
Sexual morph not reported. See Mostert et al. (2001a) for illustrations and descriptions of asexual morph.
Type – France, Bordeaux, Naujan-et-Postiac, on *Vitis vinifera* (*Vitaceae*, Cabernet Sauvignon grapevine), May 1998, P. Larignon (neotype PREM 56460, culture ex-neotype CBS 114016).
Hosts – Recent studies subsequent to Gomes et al. (2013) confirm the following hosts: *Vitis* sp. (Baumgartner et al. 2013, Urbez-Torres et al. 2013, Akgul et al. 2015, Lawrence et al. 2015).

Distribution – Recent studies subsequent to Gomes et al. (2013) confirm the following distribution: California (Urbez-Torres et al. 2013, Lawrence et al. 2015), Turkey (Akgul et al. 2015), North America (Baumgartner et al. 2013).

9) ***Diaporthe amygdali*** (Delacr.) Udayanga, Crous & K.D. Hyde, *Fungal Diversity* 56: 166 (2012), MycoBank MB800722.
Sexual morph not reported. See Diogo et al. (2010) for illustrations and descriptions of asexual morph.
Type – Portugal, Trás-os-Montes, Mirandela, on twigs of *Prunus dulcis* (*Rosaceae*), Sept. 2005, E. Diogo (epitype CBS-H 20420, culture ex-epitype CBS 126679).
Hosts – Recent studies subsequent to Gomes et al. (2013) confirm the following hosts: *Camellia* (Gao et al. 2016), *Corylus avellana* (Akay et al. 2011), *Pieris japonica* (Bienapfl & Balci 2013), *Prunus dulcis* (Gramaje et al. 2012), *Prunus persica* (Zhu & Li 2010, Dai et al. 2012), *Pyrus* sp. (Bai et al. 2015).
Distribution – China (Zhu & Li 2010, Dai et al. 2012, Bai et al. 2015, Gao et al. 2016), Spain (Gramaje et al. 2012), Turkey (Akay et al. 2011), USA (Bienapfl & Balci 2013).

10) ***Diaporthe anacardii*** (Early & Punith.) R.R. Gomes, C. Glienke & Crous, *Persoonia* 31: 15 (2013), MycoBank MB802923.
Sexual morph not reported. See Gomes et al. (2013) for illustrations and descriptions of asexual morph.
Type – East Africa, on *Anacardium occidentale* (*Anacardiaceae*), Apr. 1997, M. Puccioni (epitype CBS H-21101, culture ex-epitype CBS 720.97).
Host – *Anacardium occidentale* (Early & Punithalingam 1972).
Distribution – Cuba, Guinea, Kenya, Nigeria (Early & Punithalingam 1972).

11) ***Diaporthe angelicae*** (Berk.) Wehm., *Monogr. Gen. Diaporthe Nitschke & Segreg*. 9: 204 (1933), MycoBank MB488891.
Sexual morph and asexual morph have been reported. See Castlebury et al. (2003) for illustrations and descriptions.
Type – Austria, Kaernten, Wograda, St. Margareten im Rosental, on *Heracleum sphondylium* (*Apiaceae*), Nov. 2, 2001, collected by W. Jaklitsch WJ 1842, isolated by A. Rossman (epitype BPI 842091, culture ex-epitype AR3776, CBS 111592).
Hosts – Recent studies subsequent to Castlebury et al. (2003) confirm the following hosts: *Daucus carota* (Menard et al. 2014), *Foeniculum vulgare* (Evidente et al. 2011, Rodeva & Gabler 2011).
Distribution – Recent studies subsequent to Castlebury et al. (2003) confirm the following distribution: Bulgaria (Evidente et al. 2011, Rodeva & Gabler 2011), France (Menard et al. 2014).

12) ***Diaporthe apiculata*** Y.H. Gao & L. Cai, *Systematics and Biodiversity* 14: 106 (2016), MycoBank MB811217.
Sexual morph not reported. See Gao et al. (2016) for illustrations and descriptions of asexual morph.
Type – China, Jiangxi Province, Ganzhou, on healthy leaves of *Camellia sinensis* (*Theaceae*), 7 Sept. 2013, Y. Zhang (holotype HMAS 245777, culture ex-type CGMCC 3.17533, LC 3418).
Host – *Camellia sinensis* (Gao et al. 2016).
Distribution – China (Gao et al. 2016).

13) ***Diaporthe aquatica*** D.M. Hu, L. Cai & K.D. Hyde, *Mycologia* 104: 1481 (2012), MycoBank MB564857.
Asexual morph not reported. Sexual morph has been reported. See Hu et al. (2012) for illustrations and descriptions.

Type – China, Guizhou Province, Guiyang City, Tianhetan Park, on wood submerged in a small ditch, 22 May 2009, D.M. Hu (holotype IFRD 021-018, culture ex-type IFRDCC 3051; ibid (IFRD 004-014), related living culture IFRDCC 3015).
Host – submerged wood (Hu et al. 2012).
Distribution – China (Hu et al. 2012).

14) ***Diaporthe arctii*** (Lasch) Nitschke, *Pyrenomyc. Germ*. 2: 268 (1870), Mycobank MB189431.
Sexual morph and asexual morph have been reported. See Udayanga et al. (2015) for illustrations and descriptions.
Type – Germany, on stem of *Arctium lappa* (*Asteraceae*), 1846, Lasch (Exsiccati specimen from FH, Klotzsch, and Rabenhorst, no 1046 in Klotzschii Herbarium Vivum Mycologicum-lectotype, MBT200092). Austria, Vienna, 22nd district, Lobau, near Oelhafen, between Lobgrundstrasse and Panozzalacke, Mapping grid square 7865/1, 15 Apr. 2003, W. Jaklitsch WJ 2079 (epitype BPI 843598, culture ex-epitype CBS 139280).
Host – *Arctium* sp. (Udayanga et al. 2015).
Distribution – Austria, Czech Republic, France, Germany, Hungary, Poland, USA, UK (Udayanga et al. 2015).

15) ***Diaporthe arecae*** (H.C. Srivast., Zakia & Govindar.) R.R. Gomes, C. Glienke & Crous, *Persoonia* 31: 16 (2013), MycoBank MB802924.
Sexual morph not reported. See Gomes et al. (2013) for description of asexual morph.
Type – India, on fruit of *Areca catechu* (*Arecaceae*), Feb. 1964, H.C. Srivastava (isotype CBS H-7808, culture ex-isotype CBS 161.64). Suriname, on fruits of *Citrus* sp., Oct. 1975, I. Block (CBS 535.75).
Hosts – *Areca catechu* (Gomes et al. 1962), *Citrus* sp. (Huang et al. 2015).
Distribution – China (Huang et al. 2015), India (Gomes et al. 2013), Suriname (Gomes et al. 2013).

16) ***Diaporthe arengae*** R.R. Gomes, C. Glienke & Crous, *Persoonia* 31: 16 (2013), MycoBank MB802925.
Sexual morph not reported. See Gomes et al. (2013) for illustrations and descriptions of asexual morph.
Type – Hong Kong, Victoria Peak, from *Arenga engleri* (*Arecaceae*), 7 Oct. 1999, K.D. Hyde (holotype CBS H-21104, culture ex-type CBS 114979).
Host – *Arenga engleri* (Gomes et al. 2013).
Distribution – Hong Kong (Gomes et al. 2013).

17) ***Diaporthe aseana*** Dissanayake, Tangthirasunun & K.D. Hyde, *Fungal Diversity* 80: 205 (2016), Facesoffunginumber FoF00925, Index Fungorum number IF551402.
Sexual morph not reported. See Hyde et al. (2016) for illustrations and descriptions of asexual morph.
Type – Thailand, Payao, Jam Pa Thong Waterfall, on dead leaf, 12 March 2012, N. Tangthirasunun (holotype MFLU 13–0256, culture ex-type MFLUCC 12–0299a).
Host – Unknown dead leaf (Hyde et al. 2016).
Distribution – Thailand (Hyde et al. 2016).

18) ***Diaporthe asheicola*** L. Lombard & Crous, *Phytopath. Mediterr*. 53: 93 (2014), MycoBank MB807598.
Sexual morph not reported. See Lombard et al. (2014) for illustrations and descriptions of asexual morph.
Type – Chile, near Gorbea, on *Vaccinium ashei* (*Ericaceae*), Feb. 2009, A. Schilder (holotype CBS H-21513, culture ex-type CBS 136967).
Host – *Vaccinium ashei* (Lombard et al. 2014).

Distribution – Chile (Lombard et al. 2014).

19) ***Diaporthe aspalathi*** E. Jansen, Castl. & Crous, *Stud. Mycol.* 55: 71 (2006), MycoBank MB500803.
Sexual morph and asexual morph have been reported. See van Rensburg et al. (2006) for illustrations and descriptions.
Type – South Africa, Western Cape Province, Clanwilliam, Langebergpunt, on *Aspalathus linearus* (*Fabaceae*), J. Janse Van Rensburg, (holotype CBS H-19686, culture ex-type CBS 117169).
Hosts – *Aspalathus linearus* (van Rensburg et al. 2006), *Glycine max* (Mengistu et al. 2009, Guillin et al. 2014).
Distribution – Argentina (Guillin et al. 2014), South Africa (van Rensburg et al. 2006), USA (Mengistu et al. 2009).

20) ***Diaporthe australafricana*** Crous & Van Niekerk, *Australas. Pl. Path*. 34: 33 (2005), MycoBank MB344439.
Sexual morph not reported. See Mostert et al. (2001a) for illustrations and descriptions of asexual morph.
Type – South Africa, Western Cape Province, Stellenbosch, on Riesling grapevines (*Vitaceae*), Nov. 1997, L. Mostert, (holotype PREM 56458, culture ex-type CBS 113487).
Hosts – *Corylus* sp. (Guerrero & Perez 2013), *Prunus dulcis* and *Salix* sp. (Lawrence et al. 2015), *Vaccinium* sp. (Latorre et al. 2012, Elfar et al. 2013), *Vitis vinifera* (van Niekerk et al. 2005).
Distribution – California (Lawrence et al. 2015), Chile (Latorre et al. 2012, Elfar et al. 2013, Guerrero & Perez 2013), South Africa (van Niekerk et al. 2005).

21) ***Diaporthe baccae*** L. Lombard, G. Polizzi & Crous, *Phytopath. Mediterr*. 53: 295 (2014), MycoBank MB807599.
Sexual morph not reported. See Lombard et al. (2014) for illustrations and descriptions of asexual morph.
Type – Italy, Sicily, Catania Province, Valverde, on *Vaccinium corymbosum* (*Ericaceae*), June 2012, G. Polizzi (holotype CBS H-21514, culture ex-type CBS 136972).
Host – *Vaccinium corymbosum* (Lombard et al. 2014).
Distribution – Italy (Lombard et al. 2014).

22) ***Diaporthe batatas*** Harter & E.C. Field, *Phytopathology* 2: 121 (1912), MycoBank MB530389.
Sexual morph and asexual morph have been reported. See Udayanga et al. (2015) for illustrations and descriptions.
Type – USA, District of Columbia, on stem and tubers of *Ipomoea batatas*, 1910, L.L. Harter (BPI 615746 - holotype), ibid (BPI 615747 - isotype with dry culture), on *Ipomoea batatas*, unknown collection dates, L.L. Harter (epitype BPI 892976, culture ex-epitype CBS 122.21, MBT 200094).
Host – *Ipomoea batatas* (Udayanga et al. 2015).
Distribution – USA (Udayanga et al. 2015).

23) ***Diaporthe beilharziae*** R.G. Shivas, J. Edwards & Y.P. Tan, *Fungal Diversity* 61: 254 (2013), MycoBank MB802383.
Sexual morph not reported. See Tan et al. (2013) for illustrations and descriptions of asexual morph.
Type – Australia, New South Wales, Mittagong, on *Indigofera australis*, 30 April 1991, V.C. Beilharz (holotype VPRI 16602, includes ex-type culture).
Host – *Indigofera australis* (Tan et al. 2013).
Distribution – Australia (Tan et al. 2013).

24) ***Diaporthe benedicti*** D.P. Lawrence, R. Travadon & K. Baumgartner, *Mycologia* 107: 933 (2015), MycoBank MB809868.
Sexual morph not reported. See Lawrence et al. (2015) for illustrations and descriptions of asexual morph.
Type – USA, California, San Benito County northwest of Hollister, 36°51′32.59″N, 121°26′44.33″W, 74 m. *Salix* sp. (*Salicaceae*) canker collected in a riparian area, 24 Jun 2011, R. Travadon No. SBen914 (holotype ATCC MYA-4970, culture ex-type BPI 893190).
Host – *Salix* sp. (Lawrence et al. 2015).
Distribution – USA (Lawrence et al. 2015).

25) ***Diaporthe betulae*** C.M. Tian & X.L. Fan, *Phytotaxa* 269: 96 (2016), Facesoffunginumber FoF02174, Index Fungorum number IF570261.
Sexual morph not reported. See Du et al. (2016) for illustrations and descriptions of asexual morph.
Type – China, Sichuan Province, Guangyuan City, Tianzhao Mountain, 32°29’22.79”N, 105°43’32.78”E, 1422 m asl, on twigs and branches of *Betula platyphylla*, coll. X.L. Fan, 28 April 2015 (holotype BJFC-S1317, culture ex-type CFCC 50469).
Host – *Betula platyphylla* (Du et al. 2016).
Distribution – China (Du et al. 2016).

26) ***Diaporthe betulicola*** C.M. Tian & Z. Du, *Phytotaxa* 269: 96 (2016), Facesoffunginumber FoF02173, Index Fungorum number IF570262.
Sexual morph not reported. See Du et al. (2016) for illustrations and descriptions of asexual morph.
Type – China, Shaanxi Province, Ankang City, Ningshan County, Huoditang, 33°26’24.15”N, 108°26’46.30”E, 1625 m asl, on twigs and branches of *Betula albosinensis* (*Betulaceae*), coll. Qin Yang, 3 April 2015 (holotype BJFC-S1333, culture ex-type CFCC 51128).
Host – *Betula albosinensis* (Du et al. 2016).
Distribution – China (Du et al. 2016).

27) ***Diaporthe bicincta*** (Cooke & Peck) Sacc., *Syll. fung*. (Abellini) 1: 622 (1882), Mycobank MB193043.
Sexual morph not reported. See Udayanga et al. (2014b) for illustrations and descriptions of asexual morph.
Type – USA, New York, Greenbush, on branch of *Juglans cinerea* (*Juglandaceae*), (NYS F 468, holotype), Tennessee, Great Smoky Mts National Park, dead wood of *Juglans* sp., 8 May 2006, L. Vasilyeva (epitype BPI 878472, culture ex-epitype DP0659=CBS 121004, MBT178536).
Host – *Juglans* sp. (Udayanga et al. 2014b).
Distribution – Canada, USA (Udayanga et al. 2014b).

28) ***Diaporthe biconispora*** F. Huang, K.D. Hyde & H.Y. Li, *Fungal Biology* 119: 338 (2015), MycoBank MB810578.
Sexual morph not reported. See Huang et al. (2015) for illustrations and descriptions of asexual morph.
Type – China, Fujian Province, Zhangzhou, isolated from a healthy branch of *Citrus grandis* (*Rutaceae*), June 2011, F. Huang (holotype ZJUD62H, culture ex-type CGMCC 3.17252).
Host – *Citrus grandis* (Huang et al. 2015).
Distribution – China (Huang et al. 2015).

29) ***Diaporthe biguttulata*** F. Huang, K.D. Hyde & H.Y. Li, *Fungal Biology* 119: 338 (2015), MycoBank MB810579.
Sexual morph not reported. See Huang et al. (2015) for illustrations and descriptions of asexual morph.

Type – China, Yunnan Province, Ruili, Mengdian, on non-symptomatic branch of *Citrus limon* (*Rutaceae*), July 2011, F. Huang, (holotype ZJUD47H, culture ex-type CGMCC 3.17248).
Host – *Citrus limon* (Huang et al. 2015).
Distribution – China (Huang et al. 2015).

30) ***Diaporthe biguttusis*** Y.H. Gao & L. Cai, *Fungal Biology* 119: 305 (2015), MycoBank MB805929.
Sexual morph not reported. See Gao et al. (2015) for illustrations and descriptions of asexual morph.
Type – China, Zhejiang Province, Gutianshan Nature Reserve, on leaves of *Lithocarpus glabra* (*Fagaceae*), 15 Aug. 2010, W. Sun (holotype HMAS 244838, culture ex-type CGMCC 3.17081, LC 1106).
Host – *Lithocarpus glabra* (Gao et al. 2015).
Distribution – China (Gao et al. 2015).

31) ***Diaporthe brasiliensis*** R.R. Gomes, C. Glienke & Crous, *Persoonia* 31: 17 (2013), MycoBank MB802926.
Sexual morph not reported. See Gomes et al. (2013) for illustrations and descriptions of asexual morph.
Type – Brazil, Rio de Janeiro, endophytic species isolated from leaf of *Aspidosperma tomentosum* (popular name Peroba-do-campo, *Apocynaceae*), July 2007, K. Rodriguez (holotype CBS H-21100, culture ex-type CBS 133183).
Host – *Aspidosperma tomentosum* (Gomes et al. 2013).
Distribution – Brazil (Gomes et al. 2013).

32) ***Diaporthe caatingaensis*** Bezerra, Paiva, Silva, Souza-Motta & Crous, *Persoonia* 37: 271 (2016), MycoBank MB818928.
Sexual morph not reported. See Crous et al. (2016) for illustrations and descriptions of asexual morph.
Type – Brazil, Pernambuco state, Itaíba municipality, Curral Velho farm, as endophyte from *Tacinga inamoena* (*Cactaceae*), Sept. 2013, J.D.P. Bezerra (holotype URM 90021, culture ex-type CBS 141542).
Host – *Tacinga inamoena* (Crous et al. 2016).
Distribution – Brazil (Crous et al. 2016).

33) ***Diaporthe canthii*** Crous, *Persoonia* 28: 159 (2012), MycoBank MB800376.
Sexual morph not reported. See Crous et al. (2012) for illustrations and descriptions of asexual morph.
Type – South Africa, Western Cape Province, Kirstenbosch Botanical Garden, on leaves of *Canthium inerne* ('Gewone bokdrol' in Afrikaans) (*Rubiaceae*), 30 July 2011, P.W. Crous, (holotype CBS H-20960, culture ex-type CBS 132533).
Host – *Canthium inerne* (Crous et al. 2012).
Distribution – South Africa (Crous et al. 2012).

34) ***Diaporthe cassines*** Crous, *Persoonia* 31: 257 (2013), MycoBank MB805857.
Sexual morph not reported. See Crous et al. (2013) for illustrations and descriptions of asexual morph.
Type – South Africa, Western Cape Province, Kirstenbosch Botanical Garden, on leaves of *Cassine peragua* (*Celastraceae*), 29 Dec. 2012, P.W. Crous (holotype CBS H-21451, culture ex-type CBS 136440).
Host – *Cassine peragua* (Crous et al. 2013).
Distribution – South Africa (Crous et al. 2013).

35) ***Diaporthe caulivora*** (Athow & Caldwell) J.M. Santos, Vrandečić & A.J.L. Phillips, *Persoonia* 27: 13 (2011), MycoBank MB518520.
Sexual morph reported. See Santos et al. (2011) for illustrations and descriptions of sexual morph.
Type – Croatia, Osijek, on soybean stem (*Glycine max*, *Fabaceae*), Sept. 2005, K. Vrandečić, (neotype CBS H-20461, culture ex-neotype CBS 127268).
Hosts – *Abutilon theophrasti* (Vrandečić et al. 2005), *Glycine max* (Pioli et al. 2001, Bradley & Li 2006, Costamilan et al. 2008, Grijalba & Ridao 2012, 2014, Sun et al. 2012, Chiesa et al. 2013, Cummings & Bergstrom 2015), *Vigna* sp. (Sato et al. 2014).
Distribution – Argentina (Pioli et al. 2001, Grijalba Ridao 2012, 2014, Chiesa et al. 2013), Brazil (Costamilan et al. 2008), Canada (Ginns 1986), Croatia (Vrandečić et al. 2005), Italy (Zhang et al. 1997), Japan (Sato et al. 2014), Korea (Sun et al. 2012), USA (Bradley & Li 2006, Cummings & Bergstrom 2015).

36) ***Diaporthe celastrina*** Ellis & Barthol., *J. Mycol*. 8: 173 (1902), Mycobank MB180525.
Sexual morph not reported. See Udayanga et al. (2014b) for illustrations and descriptions of asexual morph.
Type – USA, Kansas, Clyde, *Celastrus scandens* (*Celastraceae*), 18 May 1901, E. Bartholomew 2856 (holotype BPI 615293). USA, on *Celastrus scandens*, September 1927, L.E. Wehmeyer (epitype BPI 892915, culture ex-epitype CBS 139.27).
Host – *Celastrus* sp. (Udayanga et al. 2014b).
Distribution – USA (Udayanga et al. 2014b).

37) ***Diaporthe charlesworthii*** R.G. Shivas, S.M. Thompson & Y.P. Tan, *Persoonia* 35: 43 (2015), MycoBank MB808668.
Sexual morph not reported. See Thompson et al. (2015) for illustrations and descriptions of asexual morph.
Type – Australia, Queensland, Gatton, from stem of *Rapistrum rugosum* (*Brassicaceae*), 24 Nov. 2011, S.M. Thompson T12757Z (holotype BRIP 54884m, includes ex-type culture).
Host – *Rapistrum rugostrum* (Thompson et al. 2015).
Distribution – Australia (Thompson et al. 2015).

38) ***Diaporthe chamaeropis*** (Cooke) R.R. Gomes, C. Glienke & Crous, *Persoonia* 31: 18 (2013), MycoBank MB802927.
Sexual morph not reported. See Gomes et al. (2013) for illustrations and descriptions of asexual morph.
Authentic strain – Croatia, Rab, slope behind Hotel 'Imperial', on dead branch of *Spartium junceum*, July 1970, J.A. von Arx (CBS 753.70).
Hosts – *Chamaerops humilis*, *Spartium junceum* (Gomes et al. 2013), *Pistacia vera* (Chen et al. 2014), *Salix* sp., *Vitis vinifera* (Lawrence et al. 2015).
Distribution – California (Chen et al. 2014, Lawrence et al. 2015), Croatia, Greece (Gomes et al. 2013).

39) ***Diaporthe cichorii*** Dissanayake, Camporesi & K.D. Hyde, *Mycosphere* 8: 864 (2017), Facesoffunginumber FoF03271, Index Fungorum number IF553187.
Sexual morph not reported. See Dissanayake et al. (2017b) for illustrations and descriptions of asexual morph.
Type – Italy, Forlì-Cesena Province, Santa Sofia, on dead aerial stem of *Cichorium intybus* (*Asteraceae*), 17 July 2016, Erio Camporesi (holotype MFLU 16-2168, culture ex-type MFLUCC 17-1023).
Host – *Cichorium intybus* (Dissanayake et al. 2017b).
Distribution – Italy (Dissanayake et al. 2017b).

40) ***Diaporthe cissampeli*** Crous & Roets, *Persoonia* 36: 361 (2016), MycoBank MB817059.
Sexual morph not reported. See Crous et al. (2016) for illustrations and descriptions of asexual morph.
Type – South Africa, Western Cape Province, Robben Island, on leaves and twigs of *Cissampelos capensis* (*Menispermaceae*), May 2015, P.W. Crous & F. Roets (holotype CBS H-22628, culture ex-type CBS 141331)
Host – *Cissampelos capensis* (Crous et al. 2016).
Distribution – South Africa (Crous et al. 2016).

41) ***Diaporthe citri*** (H.S. Fawc.) F.A. Wolf, *J. Agric. Res*., 33: 625 (1926), Mycobank MB260952.
Sexual morph and asexual morph have been reported. See Udayanga et al. (2014a) for illustrations and descriptions.
Type – USA, Florida, Lake Alfred, Ana, on twigs of *Citrus* sp. (*Rutaceae*), 26 Apr. 2000, L.W. Timmer, (type of *Phomopsis citri* proposed for conservation in Rossman et al. (2013) (holotype BPI 892456, culture ex-type CBS 135422).
Host – Recent studies subsequent to Udayanga et al. (2014a) confirm the following hosts: *Mikania glomerata* (Polonio et al. 2015).
Distribution – Recent studies subsequent to Udayanga et al. (2014a) confirm the following distribution - Brazil (Polonio et al. 2015).

42) ***Diaporthe citriasiana*** F. Huang, K.D. Hyde & Hong Y. Li, *Fungal Diversity* 61: 246 (2013), MycoBank MB803202.
Sexual morph not reported. See Huang et al. (2013) for illustrations and descriptions of asexual morph.
Type – China, Shaanxi Province, Chenggu, on dead wood of *Citrus unshiu* (*Rutaceae*), March 2011, F. Huang (holotype ZJUD30H, culture ex-type CGMCC3.15224).
Host – *Citrus* sp. (Huang et al. 2013, 2015).
Distribution – China (Huang et al. 2013, 2015).

43) ***Diaporthe citrichinensis*** F. Huang, K.D. Hyde & Hong Y. Li, *Fungal Diversity* 61: 247 (2013), MycoBank MB803203.
Sexual morph not reported. See Huang et al. (2013) for illustrations and descriptions of asexual morph.
Type – China, Shaanxi province, Chenggu, on dead wood of *Citrus unshiu* (*Rutaceae*), March 2011, F. Huang (holotype ZJUD34H, culture ex-type CGMCC3.15225).
Host – *Citrus* sp. (Huang et al. 2013, 2015).
Distribution – China (Huang et al. 2013, 2015).

44) ***Diaporthe compacta*** Y.H. Gao & L. Cai, *Systematics and Biodiversity* 14: 110 (2016), Mycobank MB811219.
Sexual morph not reported. See Gao et al. (2016) for illustrations and descriptions of asexual morph.
Type – China, Jiangxi Province, Chongyi country, on healthy leaves of *Camellia sinensis* (*Theaceae*), 24 Apr. 2013, F. Liu, (holotype HMAS 245778, culture ex-type CGMCC 3.17536).
Host – *Camellia sinensis* (Gao et al. 2016).
Distribution – China (Gao et al. 2016).

45) ***Diaporthe convolvuli*** (Ormeno-Nuñez, Reeleder & A.K. Watson) R.R. Gomes, C. Glienke & Crous, *Persoonia* 31: 19 (2013), MycoBank MB802928.
Sexual morph not reported. See Ormeno-Nuñez et al. (1988) and Gomes et al. (2013) for illustrations and descriptions of asexual morph.

Type – Turkey, isolated from leaves with anthracnose on *Convolvulus arvensis* (*Convolvulaceae*), D. Berner (holotype, culture ex-type CBS 124654 = DP 0727).
Host – *Convolvulus arvensis* (Ormeno-Nuñez et al. 1988, Gomes et al. 2013).
Distribution – Turkey (Ormeno-Nuñez et al. 1988, Gomes et al. 2013).

46) ***Diaporthe crotalariae*** G.F. Weber, *Phytopathology* 23: 602 (1933), Mycobank MB262360.
Asexual morph not reported. See Weber (1933) for illustrations and descriptions of sexual morph.
Type – USA, on *Crotalaria spectabilis* (*Fabaceae*), Oct. 1933, G.F. Weber (holotype, culture ex-type CBS 162.33).
Host – *Crotalaria spectabilis* (Weber 1933).
Distribution – USA (Weber 1933).

47) ***Diaporthe cucurbitae*** (McKeen) Udayanga & Castl. *Fungal Biology* 119: 395 (2014), Mycobank MB812623.
Sexual morph not reported. See Udayanga et al. (2015) for illustrations and descriptions of asexual morph.
Type – Canada, Ontario, Leamington, on cucumber stems, 1951, C.D. McKeen (DAOM 41000 - holotype), Leamington, on seeds of *Cucumis* sp., Apr. 1956, C.D. McKeen, MEE M-151 (epitype BPI 892977, culture ex-epitype DAOM 42078).
Hosts – *Arctium* sp., *Cucumis* sp. (Udayanga et al. 2015).
Distribution – Canada (Udayanga et al. 2015).

48) ***Diaporthe cuppatea*** (E. Jansen, Lampr. & Crous) Udayanga, Crous & K.D. Hyde, *Fungal Diversity* 56: 166 (2012), MycoBank MB500804.
Sexual morph not reported. See van Rensburg et al. (2006) for illustrations and descriptions of asexual morph.
Type – South Africa, Western Cape Province, Clanwilliam, Kossakse werf, on *Aspalathus linearis* (*Fabaceae*), J. Janse van Rensburg, (holotype CBS H-19687, culture ex-type CBS 117499).
Host – *Aspalathus linearis* (van Rensburg et al. 2006).
Distribution – South Africa (van Rensburg et al. 2006).

49) ***Diaporthe cynaroidis*** Marinc., M.J. Wingf. & Crous, *CBS Diversity Ser*. (Utrecht) 7: 39 (2008), Mycobank MB506209.
Sexual morph not reported. See Marincowitz et al. (2008) for illustrations and descriptions of asexual morph.
Type – South Africa, Western Cape Province, on leaf litter of *Protea cynaroides* (*Proteaceae*), 26 June 2000, S. Marincowitz (holotype, culture ex-type CBS 122676).
Host – *Protea cynaroides* (Marincowitz et al. 2008).
Distribution – South Africa (Marincowitz et al. 2008).

50) ***Diaporthe cytosporella*** (Penz. & Sacc.) D. Udayanga & L.A. Castlebury, *Persoonia* 32: 95 (2014), MycoBank MB803986.
Sexual morph not reported. See Udayanga et al. (2014a) for illustrations and descriptions of asexual morph.
Type – Italy, Rome, Modena, on *Citrus limonia* (*Rutaceae*), Jan. 1886 (holotype of *Phoma cytosporella* BPI 798526). Spain, on *Citrus limon*, M.E. Palm (epitype BPI 892459, culture ex-epitype CBS 137020).
Hosts – *Citrus limon, C. sinensis* and *Vitis vinifera* (Udayanga et al. 2014a).
Distribution – Spain, Italy, United States (California) (Udayanga et al. 2014a).

51) ***Diaporthe diospyricola*** Crous, *Persoonia* 31: 255 (2013), MycoBank MB805856.

Sexual morph is not reported. See Crous et al. (2013) for illustrations and descriptions of asexual morph.
Type – South Africa, Western Cape Province, Kirstenbosch Botanical Garden, on leaves of *Diospyros whyteana* (*Ebenaceae*), 30 July 2012, P.W. Crous (holotype CBS H-21450, culture ex-type CBS 136552)
Host – *Diospyros whyteana* (Crous et al. 2013).
Distribution – South Africa (Crous et al. 2013).

52) ***Diaporthe discoidispora*** F. Huang, K.D. Hyde & H.Y. Li, *Fungal Biology* 119: 341 (2015), Mycobank MB810580.
Sexual morph not reported. See Huang et al. (2015) for illustrations and descriptions of asexual morph.
Type – China, Jiangxi Province, Nankang city, Tandong, on non-symptom twig of *Citrus unshiu* (*Rutaceae*), July 2011, F. Huang (holotype ZJUD89H, culture ex-type CGMCC 3.17255).
Hosts – *Camellia sinensis* (Gao et al. 2016), *Citrus unshiu* (Huang et al. 2015).
Distribution – China (Huang et al. 2015, Gao et al. 2016).

53) ***Diaporthe dorycnii*** Dissanayake, Camporesi & K.D. Hyde, *Mycosphere* 8: 867 (2017), Facesoffunginumber FoF03272, Index Fungorum number IF553188.
Sexual morph not reported. See Dissanayake et al. (2017b) for illustrations and descriptions of asexual morph.
Type – Italy, Forlì-Cesena Province, Fiumicello di Premilcuore, on dead aerial stem of *Dorycnium hirsutum* (*Fabaceae*), 2 May 2016, Erio Camporesi (holotype MFLU 16-1322, culture ex-type MFLUCC 17-1015).
Host – *Dorycnium hirsutum* (Dissanayake et al. 2017b).
Distribution – Italy (Dissanayake et al. 2017b).

54) ***Diaporthe elaeagni-glabrae*** Y.H. Gao & L. Cai, *IMA fungus* 8: 172 (2017), MycoBank MB820680.
Sexual morph not reported. See Gao et al. (2017) for illustrations and descriptions of asexual morph.
Type – China, Jiangxi Province, on diseased leaves of *Elaeagnus glabra* (*Elaeagnaceae*), 5 Sep. 2013, Y.H. Gao (holotype HMAS 247089, culture ex-type CGMCC 3.18287 = LC 4802).
Host – *Elaeagnus glabra* (Gao et al. 2017).
Distribution – China (Gao et al. 2017).

55) ***Diaporthe ellipicola*** Y.H. Gao & L. Cai, *Fungal Biology* 119: 303 (2015), MycoBank MB805927.
Sexual morph not reported. See Gao et al. (2015) for illustrations and descriptions of asexual morph.
Type – China, Zhejiang Province, Gutianshan Nature Reserve, N29’20’, E118’14’, on leaves of *Lithocarpus glabra* (*Fagaceae*), 15 Aug. 2010, W. Sun (holotype HMAS 244836, culture ex-type CGMCC 3.17084).
Host – *Lithocarpus glabra* (Gao et al. 2015).
Distribution – China (Gao et al. 2015).

56) ***Diaporthe endophytica*** R.R. Gomes, C. Glienke & Crous, *Persoonia* 31: 20 (2013), MycoBank MB802929.
Sexual morph not reported. See Gomes et al. 2013 for descriptions of asexual morph.
Type – Brazil, endophytic in leaf of *Schinus terebinthifolius* (*Anacardiaceae*), July 2007, J. Lima (LGMF 911 = CPC 20287, LGMF 919 = CPC 20295), (holotype CBS H-21107, culture ex-type CBS 133811)

Hosts – *Citrus* sp. (Huang et al. 2015), *Glycine max, Maytenus ilicifolia, Schinus terebinthifolius* (Gomes et al. 2013).
Distribution – Brazil (Gomes et al. 2013), China (Huang et al. 2015).

57) ***Diaporthe eres*** Nitschke, *Pyrenomyc. Germ*. 2: 245 (1870), Mycobank MB172054.
Sexual morph and asexual morph have been reported. See Udayanga et al. (2014b) for illustrations and descriptions.
Type – Germany, Nordrhein-Westfalen, Munsterland, Munster Botanical Gardens, on twigs of *Ulmus* sp. (*Ulmaceae*), June 1865, T. Nitschke, (B 70 0009145, lectotype, MBT178528, isolectotypes ex herb. Munster; B 70 0009146, B 70 0009147), Carpinion forest, on dead, attached, corticated twigs of *Ulmus laevis*, 5 January 2013, R. Jarling, comm. R. Schumacher (epitype BPI 892912, culture ex-epitype AR5193).
Hosts – Recent studies subsequent to Udayanga et al. (2014b) confirm the following hosts: *Camellia sinensis* (Gao et al. 2016), *Citrus* sp. (Huang et al. 2015), *Fraxinus excelsior* (Kowalski et al. 2016), *Glycine max* (Petrovic et al. 2015), *Pyrus* sp. (Bai et al. 2015), *Salix* sp. (Lawrence et al. 2015), *Tilia cordata* (Stravinskiene et al. 2015), *Vitis vinifera* (Dissanayake et al. 2015, Lawrence et al. 2015, Cinelli et al. 2016).
Distribution – Recent studies subsequent to Udayanga et al. (2014b) confirm the following distribution: California (Lawrence et al. 2015), China (Bai et al. 2015, Dissanayake et al. 2015, Huang et al. 2015, Gao et al. 2016), Italy (Cinelli et al. 2016), Lithuania (Stravinskiene et al. 2015), Poland (Kowalski et al. 2016), Serbia (Petrovic et al. 2015).

58) ***Diaporthe eucalyptorum*** Crous & R.G. Shivas, *Persoonia* 28: 153 (2012), MycoBank MB800374.
Sexual morph not reported. See Crous et al. (2012) for illustrations and descriptions of asexual morph.
Type – Australia, Queensland, Cairns Road to Atherton Giles Highway, on leaves of *Eucalyptus* sp. (*Myrtaceae*), 16 Aug. 2009, P.W. Crous (holotype CBS H-20958, culture ex-type CBS 132525).
Host – *Eucalyptus* sp. (Crous et al. 2012).
Distribution – Australia (Crous et al. 2012).

59) ***Diaporthe foeniculina*** (Sacc.) D. Udayanga & L.A. Castlebury, *Persoonia* 32: 95 (2014), MycoBank MB803929.
Sexual morph and asexual morph have been reported. See Phillips (2003) and Udayanga et al. (2014a) for illustrations and descriptions.
Type – Portugal, Madeira, Serra da Agua, at base of 2-yr-old stem of *Foeniculum vulgare* (*Apiaceae*), Aug. 2001, A.J.L. Phillips (epitype LISE 94791, culture ex-epitype CBS).
Hosts – Recent studies subsequent to Udayanga et al. (2014a) confirm the following hosts: *Castanea sativa* (Annesi et al. 2016), *Salix* sp. (Lawrence et al. 2015).
Distribution – Recent studies subsequent to Udayanga et al. (2014a) confirm the following distribution: California (Lawrence et al. 2015), Italy (Annesi et al. 2016).

60) ***Diaporthe fraxini-angustifoliae*** R.G. Shivas, Jacq. Edwards & Y.P. Tan, *Fungal Diversity* 61: 255 (2013), MycoBank MB802384.
Sexual morph not reported. See Tan et al. (2013) for illustrations and descriptions of asexual morph.
Type – Australia, Victoria, on *Fraxinus angustifolia* (*Oleaceae*), 31 Oct. 1979, L. Smith (holotype VPRI 10911, includes ex-type culture), isotype BRIP 54781.
Host – *Fraxinus angustifolia* (Tan et al. 2013).
Distribution – Australia (Tan et al. 2013).

61) ***Diaporthe fukushii*** (Tanaka & S. Endô) Dissanayake, A.J.L. Phillips & K.D. Hyde, comb. nov. Index Fungorum number IF553773.

Basionym – *Phomopsis fukushii* Tanaka & S. Endô, *J. Pl. Prot. Japan* 13: 1 (1927), Index Fungorum number IF265419.

See Gomes et al. (2013) for details.
Type – Japan, Ibaraki, on *Pyrus pyrifolia* (Rosaceae), August 1994, S. Kanematsu, (neotype BPI 892933, culture ex-neotype MAFF625034=AR3672; MBT178531).
Host – *Pyrus pyrifolia* (Gomes et al. 2013).
Distribution – New Zealand (Gomes et al. 2013).

62) ***Diaporthe fusicola*** Y.H. Gao & L. Cai, *Fungal Biology* 119: 304 (2015), MycoBank MB805928.
Sexual morph not reported. See Gao et al. (2015) for illustrations and descriptions of asexual morph.
Type – China, Zhejiang Province, Gutianshan Nature Reserve, N29’20’, E118’14’, on leaves of *Lithocarpus glabra* (*Fagaceae*), 15 Aug. 2010, W. Sun (holotype HMAS 244837, culture ex-type CGMCC 3.17087).
Host – *Lithocarpus glabra* (Gao et al. 2015).
Distribution – China (Gao et al. 2015).

63) ***Diaporthe ganjae*** (McPartl.) R.R. Gomes, Glienke & Crous, *Persoonia* 31: 22 (2013), MycoBank MB802932.
Sexual morph not reported. See Gomes et al. (2013) for illustrations and descriptions of asexual morph.
Type – USA, Illinois, Hannah City, dead leaf of *Cannabis sativa* (*Cannabaceae*), deposited Mar. 1991, J.M. McPartland (holotype HA 10987, culture ex-type CBS 180.91).
Host – *Cannabis sativa* (Gomes et al. 2013).
Distribution – USA (Gomes et al. 2013).

64) ***Diaporthe garethjonesii*** Dissanayake, Tangthirasunun & K.D. Hyde, *Fungal Diversity* 80: 209 (2016), Facesoffunginumber FoF00926, Index Fungorum number IF551403.
Sexual morph not reported. See Hyde et al. (2016) for illustrations and descriptions of asexual morph.
Type – Thailand, Kanjanaburi, on dead leaf, 5 May 2012, Jayarama Bhat (holotype MFLU 13-0261, culture ex-type MFLUCC 12-0542a).
Host – Unknown dead leaf (Hyde et al. 2016).
Distribution – Thailand (Hyde et al. 2016).

65) ***Diaporthe goulteri*** R.G. Shivas, S.M. Thompson & Y.P. Tan, *Persoonia* 35: 43 (2015), MycoBank MB808669.
Sexual morph not reported. See Thompson et al. (2015) for illustrations and descriptions of asexual morph.
Type – Australia, Queensland, Ryeford, from a seed of *Helianthus annuus* (*Asteraceae*), 15 Feb. 2011, S.M. Thompson, T12996A (holotype BRIP 55657a, includes ex-type culture).
Host – *Helianthus annuus* (Thompson et al. 2015).
Distribution – Australia (Thompson et al. 2015).

66) ***Diaporthe gulyae*** R.G. Shivas, S.M. Thomps. & A.J. Young, *Persoonia* 27: 85 (2011), MycoBank MB561569.
Sexual morph not reported. See Thompson et al. (2011) for illustrations and descriptions of asexual morph.

Type – Australia, Queensland, Ryeford near Clifton, on *Helianthus annuus* (*Asteraceae*), 7, 29 Nov. 2010, S.M. Thompson (holotype BRIP 54025, includes ex-type culture).
Host – *Helianthus annuus* (Thompson et al. 2011, Mathew et al. 2015a, b).
Distribution – Australia (Thompson et al. 2011), Canada (Mathew et al. 2015a), USA (Mathew et al. 2015b).

67) ***Diaporthe helianthi*** Munt. Cvetk., Mihaljč. & M. Petrov, *Nova Hedwigia* 34: 433 (1981), Mycobank MB111402.
Sexual morph not reported. See Gao et al. (2017) for illustrations and descriptions of asexual morph.
Type – Serbia, Vojvodina, overwintering stem on *Helianthus annuus* (*Asteraceae*), 1980, M. Muntañola-Cvetkovic (holotype CBS H-1540, culture ex-type CBS 592.81).
Host – *Helianthus annuus* (Gomes et al. 2013).
Distribution – Worldwide (Gomes et al. 2013).

68) ***Diaporthe helicis*** Niessl, *Verh. nat. Ver. Brünn* 14: 210 (1876), Mycobank MB156620.
Sexual morph not reported. See Udayanga et al. (2014b) for illustrations and descriptions of asexual morph.
Type – Germany, Saxony, Islebiam, on vines of *Hedera helix* (*Araliaceae*), June 1875, J. Kunze (bound collection in BPI Joannes Kunze, Fungi Selecti Exsiccati 124, lectotype MBT178538, isolectotypes BPI 1108439, BPI 1108445), FRANCE, Veronnes, on vines of *Hedera helix*, 10 March 2011, A. Gardiennet (epitype BPI 892919, culture ex-epitype AR5211).
Host – *Hedera helix* (Udayanga et al. 2014b).
Distribution – France, Germany (Udayanga et al. 2014b).

69) ***Diaporthe hickoriae*** Wehm., *Monogr. Gen. Diaporthe Nitschke & Segreg.* 9: 149 (1933), Mycobank MB252583.
Sexual morph not reported. See Wehmeyer (1933) for illustrations and descriptions of asexual morph.
Type – USA, Michigan, on *Carya glabra* (*Juglandaceae*), June 1926, L.E. Wehmeyer (holotype, culture ex-type CBS 145.26).
Host – *Carya glabra* (Wehmeyer 1933).
Distribution – USA (Wehmeyer 1933).

70) ***Diaporthe hongkongensis*** R.R. Gomes, C. Glienke & Crous, *Persoonia* 31: 23 (2013), MycoBank MB802934.
Sexual morph not reported. See Gomes et al. (2013) for illustrations and descriptions of asexual morph.
Type – Hong Kong, Tai Po Kau, on fruit of *Dichroa febrifuga* (*Hydrangeaceae*), 20 Feb. 2002, K.D. Hyde (holotype CBS H-21103, culture ex-type CBS 115448).
Hosts – *Camelia sinensis* (Gao et al. 2016), *Citrus* sp. (Huang et al. 2015), *Dichroa febrifuga* (Gomes et al. 2013), *Vitis vinifera* (Dissanayake et al. 2015).
Distribution – China (Dissanayake et al. 2015, Huang et al. 2015, Gao et al. 2016), Hong Kong (Gomes et al. 2013).

71) ***Diaporthe incompleta*** Y.H. Gao & L. Cai, *IMA fungus* 8: 175 (2017), MycoBank MB820681.
Sexual morph not reported. See Gao et al. (2017) for illustrations and descriptions of asexual morph.
Type – China, Yunnan Province, Xishuangbanna, on diseased of *Elaeagnus glabra* (*Elaeagnaceae*), 19 Apr. 2015, F. Liu (holotype HMAS 247088, culture ex-type CGMCC 3.18288 = LC 6754).
Hosts – *Elaeagnus glabra* (Gao et al. 2017).

Distribution – China (Gao et al. 2017).

72) ***Diaporthe inconspicua*** R.R. Gomes, Glienke & Crous, *Persoonia* 31: 23 (2013), MycoBank MB802936.
Cultures are sterile. See Gomes et al. (2013) for culture characteristics.
Type – Brazil, on petiole of *Maytenus ilicifolia* (*Celastraceae*), July 2007, R.R. Gomes (holotype CBS H-21102, culture ex-type CBS 133813).
Hosts – *Maytenus ilicifolia, Spondias mombin* (Gomes et al. 2013).
Distribution – Brazil (Gomes et al. 2013).

73) ***Diaporthe infecunda*** R.R. Gomes, C. Glienke & Crous, *Persoonia* 31: 24 (2013), MycoBank MB802937.
Cultures are sterile. See Gomes et al. (2013) for culture characteristics.
Type – Brazil, on leaf of *Schinus terebinthifolius* (*Anacardiaceae*), July 2007, J. Lima (holotype CBS H-21095, culture ex-type CBS 133812).
Hosts – *Maytenus ilicifolia, Phaseolus vulgaris, Schinus terebinthifolius* (Gomes et al. 2013).
Distribution – Brazil (Gomes et al. 2013, dos Santos et al. 2016).

74) ***Diaporthe isoberliniae*** Crous, *Persoonia* 32: 221 (2014), MycoBank MB808909.
Sexual morph not reported. See Crous et al. (2014a) for illustrations and descriptions of asexual morph.
Type – Zambia, B&B13467, on *Isoberlinia angolensis* (*Fabaceae*) 23 Feb. 2013, M. van der Bank (holotype CBS H-21693, culture ex-type CBS 137981).
Host – *Isoberlinia angolensis* (Crous et al. 2014a).
Distribution – Zambia (Crous et al. 2014a).

75) ***Diaporthe juglandicola*** C.M. Tian & Q. Yang, *Mycosphere* 8: 821 (2017), Facesoffunginumber FoF03111, Index Fungorum number IF552939.
Sexual morph and asexual morph have been reported. See Yang et al. (2017) for illustrations and descriptions.
Type – China, Beijing City, Yanqing County, Songshan Nature Reserve, on twigs and branches of *Juglans mandshurica*, 9 May 2015, S.S. Hao (holotype BJFC-S1342, culture ex-type CFCC 51134).
Host – *Juglans mandshurica* (Yang et al. 2017).
Distribution – China (Yang et al. 2017).

76) ***Diaporthe kochmanii*** R.G. Shivas, S.M. Thomps. & A.J. Young, *Persoonia* 27: 86 (2011), MycoBank MB561571.
Sexual morph and asexual morph have been reported. See Thompson et al. (2011) for illustrations and descriptions.
Type – Australia, Queensland, Lawes, on *Helianthus annuus* (*Asteraceae*) Experimental Line, 25 Nov. 2010, S.M. Thompson (holotype BRIP 54033, includes ex-type culture).
Host – *Helianthus annuus* (Thompson et al. 2011).
Distribution – Australia (Thompson et al. 2011).

77) ***Diaporthe kongii*** R.G. Shivas, S.M. Thomps. & A.J. Young, *Persoonia* 27: 86 (2011), MycoBank MB561570.
Sexual morph not reported. See Thompson et al. (2011) for illustrations and descriptions of asexual morph.
Type – Australia, Queensland, Childers, on *Helianthus annuus* (*Asteraceae*) hybrid PDAS, 1 Dec. 2010, S.M. Thompson (holotype BRIP 54031, includes ex-type culture), Childers, on *Helianthus annuus* hybrid PDAS, 1 Dec. 2010, S.M. Thompson, paratype BRIP 54032.

Host – *Helianthus annuus* (Thompson et al. 2011).
Distribution – Australia (Thompson et al. 2011).

78) ***Diaporthe litchicola*** R.G. Shivas, Grice & Y.P. Tan, *Fungal Diversity* 61: 256 (2013), MycoBank MB802385.
Sexual morph not reported. See Tan et al. (2013) for illustrations and descriptions of asexual morph.
Type – Australia, Queensland, Mareeba, on *Litchi chinensis* (*Sapindaceae*), 22 Nov 2011, K.R.E. Grice (holotype BRIP 54900, includes ex-type culture).
Host – *Litchi chinensis* (Tan et al. 2013).
Distribution – Australia (Tan et al. 2013).

79) ***Diaporthe lithocarpus*** (Y.H. Gao, W. Sun & L. Cai) Y.H. Gao & L. Cai, *Mycol Progress* 13: 115 (2014), MycoBank MB802137.
Sexual morph not reported. See Gao et al. (2014) for illustrations and descriptions of asexual morph.
Type – China, Zhejiang Province, Gutianshan Nature Reserve, on leaves of *Lithocarpus glabra* (*Fagaceae*), 15 Aug. 2010, W Sun, LC0784 (holotype HMAS 244234, culture ex-type CGMCC 3.15175).
Host – *Lithocarpus glabra* (Gao et al. 2014).
Distribution – China (Gao et al. 2014).

80) ***Diaporthe longicicola*** Y.H. Gao & L. Cai, *Fungal Biology* 119: 306 (2015), MycoBank MB805930.
Sexual morph not reported. See Gao et al. (2015) for illustrations and descriptions of asexual morph.
Type – China, Zhejiang Province, Gutianshan Nature Reserve, on leaves of *Lithocarpus glabra* (*Fagaceae*), 15 Aug. 2010, W. Sun (holotype HMAS 244839, culture ex-type CGMCC 3.17089).
Host – *Lithocarpus glabra* (Gao et al. 2015).
Distribution – Type (Gao et al. 2015).

81) ***Diaporthe longicolla*** (Hobbs) J.M. Santos, Vrandečić & A.J.L. Phillips, *Persoonia* 27: 13 (2011), Mycobank MB563213.
Sexual morph not reported. See Santos et al. (2011) and Udayanga et al. (2015) for illustrations and descriptions of asexual morph.
Type – USA, Ohio, Wayne Co., Wooster, Ohio Agricultural Research and Development Center, on seeds of *Glycine max* cv. Wells (*Fabaceae*), 5 day old dried culture on PDA, 13 Nov. 1983, T.W. Hobbs P 74 (holotype BPI 358745, culture ex-type ATCC 60325).
Hosts – Recent studies subsequent to Udayanga et al. (2015) confirm the following hosts: *Glycine max* (Hernandez et al. 2015, Divilov et al. 2016), *Pyrus* sp. (Bai et al. 2015).
Distribution – Recent studies subsequent to Udayanga et al. (2015) confirm the following distribution: Argentina (Hernandez et al. 2015), China (Bai et al. 2015), USA (Divilov et al. 2016).

82) ***Diaporthe longispora*** (Wehm.) R.R. Gomes, C. Glienke & Crous, *Persoonia* 31: 24 (2013), MycoBank MB802938.
See Gomes et al. (2013) for descriptions.
Type – Canada, Ontario, Toronto, on *Ribes* sp. (*Grossulariaceae*), May 1936, L.E. Wehmeyer (holotype CBS 194.36, includes ex-type culture).
Host – *Ribes* sp. (Gomes et al. 2013).
Distribution – Canada (Gomes et al. 2013).

83) ***Diaporthe lonicerae*** Dissanayake, Camporesi & K.D. Hyde, *Mycosphere* 8: 867 (2017), Facesoffunginumber FoF03273, Index Fungorum number IF553189.
Sexual morph not reported. See Dissanayake et al. (2017b) for illustrations and descriptions of asexual morph.
Type – Italy, Forlì-Cesena Province, Predappio Alta, on dead aerial branch of *Lonicera* sp. (*Caprifoliaceae*), 28 Febrary 2015, Erio Camporesi (holotype MFLU 15-3511, culture ex-type MFLUCC 17-0963).
Host – *Lonicera* sp. (Dissanayake et al. 2017b).
Distribution – Italy (Dissanayake et al. 2017b).

84) ***Diaporthe lusitanicae*** A.J.L. Phillips & J.M. Santos, *Fungal Diversity* 34: 118 (2009), MycoBank MB512256.
Sexual morph and asexual morph have been reported. See Santos & Phillips (2009) for illustrations and descriptions.
Type – Portugal, Lisbon, Oeiras, Estação Agronómica Nacional, stem of *Foeniculum vulgare* (*Apiaceae*), 14 Aug. 2007, J.M. Santos (holotype CBS 123212, includes ex-type culture).
Host – *Foeniculum vulgare* (Santos & Phillips 2009).
Distribution – Portugal (Santos & Phillips 2009).

85) ***Diaporthe macintoshii*** R.G. Shivas, S.M. Thomps. & Y.P. Tan, *Persoonia* 35: 43 (2015), MycoBank MB808670.
Sexual morph not reported. See Thompson et al. (2015) for illustrations and descriptions of asexual morph.
Type – Australia, Queensland, Toowoomba, from stem of *Rapistrum rugosum* (*Brassicaceae*), 6 Dec. 2011, S.M. Thompson T12768A (holotype BRIP 55064a, includes ex-type culture).
Host – *Rapistrum rugosum* (Thompson et al. 2015).
Distribution – Australia (Thompson et al. 2015).

86) ***Diaporthe mahothocarpus*** Y.H. Gao, W. Sun & L. Cai) Y.H. Gao & L. Cai, *Mycol Progress* 13: 117 (2014), Mycobank MB802138.
Sexual morph not reported. See Gao et al. (2015) for illustrations and descriptions of asexual morph.
Type – China, Zhejiang Province, Gutianshan Nature Reserve, on leaves of *Lithocarpus glabra* (*Fagaceae*), 15 Aug. 2010, W Sun, LC0763, (holotype HMAS 244235, culture ex-type CGMCC 3.15181).
Host – *Lithocarpus glabra* (Gao et al. 2015).
Distribution – China (Gao et al. 2015).

87) ***Diaporthe malorum*** L. Santos & A. Alves, *Mycosphere* 8: 494 (2017), MycoBank MB820226.
Sexual morph not reported. See Santos et al. (2017) for illustrations and descriptions of asexual morph.
Type – Portugal, Felgueiras, from *Malus domestica* (*Rosaceae*) fruit with rot symptoms, January 2014, A. Alves, (holotype LISE 96314, culture extype CBS142383 = CAA734).
Host – *Malus domestica* (Santos et al. 2017).
Distribution – Portugal (Santos et al. 2017).

88) ***Diaporthe maritima*** J.B. Tanney, *Fungal Biology* 120: 1453 (2016), MycoBank MB816941.
Sexual morph not reported. See Tanney et al. (2016) for illustrations and descriptions of asexual morph.
Type – Canada, New Brunswick, Alma, Fundy National Park, Dickson's Falls, 45.58690 N, 64.97468 W, 100 m alt, isolated as endophyte from healthy surface-sterilized *Picea rubens*

(*Pinaceae*) needle, 23 Sep. 2013, J.B. Tanney NB-365-71I (holotype DAOM695742, culture extype DAOMC 250563).
Host – *Picea rubens* (Tanney et al. 2016).
Distribution – Canada (Tanney et al. 2016).

89) ***Diaporthe masirevicii*** R.G. Shivas, L. Morin, S.M. Thompson & Y.P. Tan, *Persoonia* 35: 45 (2015), MycoBank MB808671.
Sexual morph not reported. See Thompson et al. (2015) for illustrations and descriptions of asexual morph.
Type – Australia, Queensland, Glenore Grove, from the stem of *Helianthus annuus* (*Asteraceae*), 15 Aug. 2012, S.M. Thompson T13228C (holotype BRIP 57892a, includes ex-type culture).
Hosts – *Chrysanthemoides monilifera, Glycine max, Helianthus annuus, Zea mays* (Thompson et al. 2015).
Distribution – Australia (Thompson et al. 2015).

90) ***Diaporthe mayteni*** R.R. Gomes, Glienke & Crous, *Persoonia* 31: 24 (2013), MycoBank MB802939.
Sexual morph not reported. See Gomes et al. (2013) for illustrations and descriptions of asexual morph.
Type – Brazil, Paraná, Colombo, endophytic species isolated from petiole of *Maytenus ilicifolia* (popular name Espinheira Santa, *Celastraceae*), July 2007, R.R. Gomes (holotype CBS H-21096, culture ex-type CBS 133185).
Hosts – *Carapa guianensis* (Ferreira et al. 2015), *Maytenus ilicifolia* (Gomes et al. 2013).
Distribution – Brazil (Gomes et al. 2013, Ferreira et al. 2015).

91) ***Diaporthe maytenicola*** Crous, *Persoonia* 31: 259 (2013), MycoBank MB805858.
Sexual morph not reported. See Crous et al. (2013) for illustrations and descriptions of asexual morph.
Type – South Africa, Western Cape Province, Kirstenbosch Botanical Garden, on leaves of *Maytenus acuminata* var. *acuminata* (*Celastraceae*), 29 Dec. 2012, P.W. Crous (holotype CBS H-21452, culture ex-type CBS 136441).
Host – *Maytenus acuminata* var. *acuminata* (Crous et al. 2013).
Distribution – South Africa (Crous et al. 2013).

92) ***Diaporthe melonis*** Beraha & M.J. O'Brien, *Phytopath*. Z. 94: 205 (1979), MycoBank MB312933.
Sexual morph and asexual morph have been reported. See Beraha & O'Brien (1979) for illustrations and descriptions.
Type – USA, Texas, Rio Grande Valley, on *Cucumis melo*, 1978, L. Beraha & M.J. O'Brien (isotype CBS H-891, culture ex-isotype CBS 507.78).
Hosts – *Annona squamosa* (Ola et al. 2014), *Carapa guianensis* (Ferreira et al. 2015), *Cucumis melo* (Beraha & O'Brien 1979).
Distribution – Brazil (Ferreira et al. 2015), Germany (Ola et al. 2014), USA (Beraha & O'Brien 1979).

93) ***Diaporthe middletonii*** R.G. Shivas, L. Morin, S.M. Thomps. & Y.P. Tan, *Persoonia* 35: 45 (2015), MycoBank MB808672.
Sexual morph not reported. See Thompson et al. (2015) for illustrations and descriptions of asexual morph.
Type – Australia, Queensland, Gatton, from stem of *Rapistrum rugosum* (*Brassicaceae*), 24 Nov. 2011, S.M. Thompson T12757H (holotype BRIP 54884e, includes ex-type culture).
Hosts – *Chrysanthemoides monilifera, Rapistrum rugostrum* (Thompson et al. 2015).

Distribution – Australia (Thompson et al. 2015).

94) ***Diaporthe miriciae*** R.G. Shivas, S.M. Thompson & Y.P. Tan, *Persoonia* 35: 46 (2015), MycoBank MB808673.
Sexual morph not reported. See Thompson et al. (2015) for illustrations and descriptions of asexual morph.
Type – Australia, New South Wales, Premer, from stubble of *Helianthus annuus* (*Asteraceae*), 11 Aug. 2011, S.M. Thompson T12711M (holotype BRIP 54736j, includes ex-type culture).
Hosts – *Glycine max, Helianthus annuus, Vigna radiate* (Thompson et al. 2015).
Distribution – Australia (Thompson et al. 2015).

95) ***Diaporthe momicola*** Dissanayake, X.H. Li & K.D. Hyde, *Mycosphere* 8: 541 (2017), Facesoffunginumber FoF01958, Index Fungorum number IF551987.
Sexual morph not reported. See Dissanayake et al. (2017a) for illustrations and descriptions of asexual morph.
Type – China, Hubei Province, on diseased shoots of *Prunus persica* (*Rosaceae*), May 2015, XingHong Li (holotype MFLU 16-0905, culture ex-type MFLUCC 16-0113=CGMCC 3.17466).
Host – *Prunus persica* (Dissanayake et al. 2017a).
Distribution – China (Dissanayake et al. 2017a).

96) ***Diaporthe multigutullata*** F. Huang, K.D. Hyde & H.Y. Li, *Fungal Biology* 119: 343 (2015), MycoBank MB810581.
Sexual morph not reported. See Huang et al. (2015) for illustrations and descriptions of asexual morph.
Type – China, Fujian Province, Zhangzhou, on asymptomatic branch of *Citrus grandis* (*Rutaceae*), June 2011, F. Huang (holotye ZJUD98H, culture ex-type CGMCC 3.17258 = ICMP 20656).
Host – *Citrus grandis* (Huang et al. 2015).
Distribution – China (Huang et al. 2015).

97) ***Diaporthe musigena*** Crous & R.G. Shivas, *Persoonia* 26: 119 (2011), MycoBank MB560160.
Sexual morph not reported. See Crous et al. (2011) for illustrations and descriptions of asexual morph.
Type – Australia, Queensland, Brisbane, on leaves of *Musa* sp. (*Musaceae*), 14 July 2009, P.W. Crous & R.G. Shivas (holotype CBS H-20579, culture ex-type CBS 129519).
Host – *Musa* sp. (Crous et al. 2011).
Distribution – Australia (Crous et al. 2011).

98) ***Diaporthe neilliae*** Peck, *Rep. (Annual) Trustees State Mus. Nat. Hist., New York* 39: 52 (1887), Mycobank MB160628.
Sexual morph reported, asexual morph is not reported. See Udayanga et al. (2014b) for illustrations and descriptions of sexual morph.
Type – USA, New York, West Albany, on stems of *Physocarpus opulifolius* (*Rosaceae*), C.H. Peck USA, on *Spiraea* sp., September 1927, L.E. Wehmeyer (isotype BPI 616581, culture ex-isotype CBS 144.27).
Host – *Physocarpus opulifolius* (Udayanga et al. 2014b).
Distribution – USA (Udayanga et al. 2014b).

99) ***Diaporthe neoarctii*** R.R. Gomes, C. Glienke & Crous, *Persoonia* 31: 26 (2013), MycoBank MB802940.
Sexual morph not reported. See Gomes et al. (2013) for illustrations and descriptions of asexual morph.

Type – USA, New Jersey, isolated from *Ambrosia trifida* (*Asteraceae*), May 2001, G. Bills (holotype CBS H-21094, culture ex-type CBS 109490 = GB 6421 = AR 3450).
Host – *Ambrosia trifida* (Gomes et al. 2013).
Distribution – USA (Gomes et al. 2013).

100) ***Diaporthe neoraonikayaporum*** Doilom, Dissan. & K.D. Hyde, *Fungal Diversity* 82: 161 (2016), Facesoffunginumber FoF01870, Index Fungorum number IF551993.
Sexual morph not reported. See Doilom et al. (2016) for illustrations and descriptions of asexual morph.
Type – Thailand, Chiang Rai Province, Mae Suai District, Mae Lao garden, on dieback lesion of *Tectona grandis* (*Lamiaceae*) branches, 5 July 2014, (holotype MFLU 15–3539, culture ex-type MFLUCC 14–1136, MKT 168/ 1, ICMP 21176, Chiang Rai Province, Muang District, Doi Lan Subdistrict, on dieback lesion of *T. grandis* twigs, 14 June 2014, M. Doilom, (paratype MFLU 15–3538, culture ex-paratype MFLUCC 14–1133).
Host – *Tectona grandis* (Doilom et al. 2016).
Distribution – Thailand (Doilom et al. 2016).

101) ***Diaporthe nobilis*** Sacc. & Speg., *Michelia* 1: 386 (1878), Facesoffungi number FoF02717, Index Fungorum number 153616.
Sexual morph not reported. See Li et al. (2017) for illustrations and descriptions of asexual morph.
Authentic strain – Japan, isolate from *Pinus pentaphylla* bonsai plant imported from Japan into the Netherlands, May 1979, G.H. Boerema (CBS H-16732, culture CBS 587.79).
Host – See Gomes et al. (2013) and Li et al. (2017).
Distribution – See Gomes et al. (2013) and Li et al. (2017).

102) ***Diaporthe nothofagi*** R.G. Shivas, J. Edwards & Y.P. Tan, *Fungal Diversity* 61: 257 (2013), MycoBank MB802386.
Sexual morph not reported. See Tan et al. (2013) for illustrations and descriptions of asexual morph.
Type – Australia, Victoria, Carlton, on *Nothofagus cunninghamii* (*Nothofagaceae*), 31 Oct. 2000, C. Brenchley (holotype VPRI 22429b, includes ex-type culture), isotype BRIP 54801.
Host – *Nothofagus cunninghamii* (Tan et al. 2013).
Distribution – Australia (Tan et al. 2013).

103) ***Diaporthe novem*** J.M. Santos, Vrand. & A.J.L. Phillips, *Persoonia* 27: 14 (2011), MycoBank MB518521.
Sexual morph and asexual morph have been reported. See Santos et al. (2011) for illustrations and descriptions.
Type – Croatia, Slavonija, on *Glycine max* seed (*Fabaceae*), Sept. 2008, T. Duvnjak (holotype CBS H-20463, culture ex-type CBS 127270).
Hosts – *Actinidia* sp. (Diaz et al. 2014), *Asclepias syriaca, Aspalathus linearis* (van Rensburg et al. 2006), *Glycine max, Helianthus annuus* (Rekab et al. 2004), *Hydrangea macrophylla* (Santos et al. 2011), *Prunus dulcis* (Lawrence et al. 2015), *Vitis vinifera* (van Niekerk et al. 2005).
Distribution – Chile (Diaz et al. 2014), Croatia, Italy (Rekab et al. 2004), Portugal (Santos et al. 2011), South Africa (van Niekerk et al. 2005, van Rensburg et al. 2006), USA (Lawrence et al. 2015).

104) ***Diaporthe ocoteae*** Crous & M.J. Wingf., *Persoonia* 36: 397 (2016), MycoBank MB817058.
Sexual morph not reported. See Crous et al. (2016) for illustrations and descriptions of asexual morph.
Type – France, La Réunion, on leaves of *Ocotea obtusata* (*Lauraceae*), 6 Mar. 2015, P.W. Crous & M.J. Wingfield (holotype CBS H-22627, culture ex-type CBS 141330).

Host v *Ocotea obtusata* (Crous et al. 2016).
Distribution – France (Crous et al. 2016).

105) ***Diaporthe oraccinii*** Y.H. Gao & L. Cai, *Systematics and Biodiversity* 14: 111 (2016), MycoBank MB811233.
Sexual morph not reported. See Gao et al. (2016) for illustrations and descriptions of asexual morph.
Type – China, Jiangxi Province, Chongyi County, on healthy leaves of *Camellia sinensis* (*Theaceae*), 24 Apr. 2013, F. Liu (holotype HMAS 246031, culture ex-type CGMCC 3.17531).
Host – *Camellia sinensis* (Gao et al. 2016).
Distribution – China (Gao et al. 2016).

106) ***Diaporthe ovalispora*** F. Huang, K.D. Hyde & H.Y. Li, *Fungal Biology* 119: 343 (2015), MycoBank MB810582.
Sexual morph not reported. See Huang et al. (2015) for illustrations and descriptions of asexual morph.
Type – China, Yunnan Province, Ruili, on nonsymptom twig of *Citrus limon* (*Rutaceae*), July 2011, F. Huang (holotype ZJUD93H, culture ex-type CGMCC 3.17256).
Host – *Citrus limon* (Huang et al. 2015).
Distribution – China (Huang et al. 2015).

107) ***Diaporthe ovoicicola*** Y.H. Gao & L. Cai, *Fungal Biology* 119: 302 (2015), MycoBank MB805926.
Sexual morph not reported. See Gao et al. (2015) for illustrations and descriptions of asexual morph.
Type – China, Zhejiang Province, Gutianshan Nature Reserve, N29’20’, E118’14’, on leaves of *Lithocarpus glabra* (*Fagaceae*), 15 Aug. 2010, W. Sun (holotype HMAS 244835, culture ex-type CGMCC 3.17092).
Host – *Lithocarpus glabra* (Gao et al. 2015).
Distribution – China (Gao et al. 2015).

108) ***Diaporthe oxe*** R.R. Gomes, C. Glienke & Crous, *Persoonia* 31: 28 (2013), MycoBank MB802941.
Sexual morph not reported. See Gomes et al. (2013) for illustrations and descriptions of asexual morph.
Type – Brazil, on petiole of *Maytenus ilicifolia* (*Celastraceae*), July 2007, R.R. Gomes (holotype CBS H-21098, culture ex-type CBS 133186).
Hosts – *Maytenus ilicifolia*, *Schinus terebinthifolius* (Gomes et al. 2013).
Distribution – Brazil (Gomes et al. 2013).

109) ***Diaporthe paranensis*** R.R. Gomes, Glienke & Crous, *Persoonia* 31: 29 (2013), MycoBank MB802942.
Sexual morph not reported. See Gomes et al. (2013) for illustrations and descriptions of asexual morph.
Type – Brazil, Paraná, Colombo, endophytic species isolated from petiole of *Maytenus ilicifolia* (popular name Espinheira Santa, *Celastraceae*), July 2007, R.R. Gomes (holotype CBS H-21099, culture ex-type CBS 133184).
Host – *Maytenus ilicifolia* (Gomes et al. 2013).
Distribution – Brazil (Gomes et al. 2013).

110) ***Diaporthe parapterocarpi*** Crous, *Persoonia* 32: 229 (2014), MycoBank MB808917.

Sexual morph not reported. See Crous et al. (2014a) for illustrations and descriptions of asexual morph.
Type – Zambia, OM4178, on *Pterocarpus brenanii* (*Fabaceae*), 1 Mar 2013, M. van der Bank (holotype CBS H-21698, culture ex-type CBS 137986).
Host – *Pterocarpus brenanii* (Crous et al. 2014a).
Distribution – Zambia (Crous et al. 2014a).

111) ***Diaporthe pascoei*** R.G. Shivas, Jacq. Edwards & Y.P. Tan, *Fungal Diversity* 61: 258 (2013), MycoBank MB802387.
Sexual morph not reported. See Tan et al. (2013) for illustrations and descriptions of asexual morph.
Type – Australia, Victoria, on *Persea Americana* (*Lauraceae*), 29 Nov. 1988, I.G. Pascoe, (holotype VPRI 16058, includes ex-type cultures), isotype BRIP 54847.
Host – *Persea americana* (Tan et al. 2013).
Distribution – Australia (Tan et al. 2013).

112) ***Diaporthe passiflorae*** Crous & L. Lombard *Persoonia* 28: 149 (2012), MycoBank MB800372.
Sexual morph not reported. See Crous et al. (2012) for illustrations and descriptions of asexual morph.
Type – South America, imported into the Netherlands, on fruit of *Passiflora edulis* (*Passifloraceae*), Apr. 2011, P.W. Crous (holotype CBS H-20956, culture ex-type CBS 132527).
Host – *Passiflora edulis* (Crous et al. 2012).
Distribution – South America (Crous et al. 2012).

113) ***Diaporthe passifloricola*** Crous & M.J. Wingf., *Persoonia* 36: 395 (2016), MycoBank MB817057.
Sexual morph not reported. See Crous et al. (2016) for illustrations and descriptions of asexual morph.
Type – Malaysia, Kota Kinabalu, on leaf spots of *Passiflora foetida* (*Passifloraceae*), May 2015, M.J. Wingfield (holotype CBS H-22626, culture ex-type CBS 141329).
Host – *Passiflora foetida* (Crous et al. 2016).
Distribution – Malaysia (Crous et al. 2016).

114) ***Diaporthe penetriteum*** Y.H. Gao & L. Cai, *Systematics and Biodiversity* 14: 112 (2016), MycoBank MB811218.
Sexual morph not reported. See Gao et al. (2016) for illustrations and descriptions of asexual morph.
Type – China, Jiangxi Province, Chongyi County, on diseased leaves of *Camellia sinensis* (*Theaceae*), 24 Apr. 2013, F. Liu, (holotype HMAS 245776, culture ex-type CGMCC 3.17532).
Host – *Camellia sinensis* (Gao et al. 2016).
Distribution – China (Gao et al. 2016).

115) ***Diaporthe perjuncta*** Niessl, *Hedwigia* 15: 153 (1876), Mycobank MB165386.
Sexual morph reported. See van Niekerk et al. (2005) for illustrations and descriptions of sexual morph.
Type – Austria, from *Ulmus glabra* (*Ulmaceae*), Oct. 2001, A.Y. Rossman (culture ex-epitype CBS 109745).
Host – *Ulmus glabra* (van Niekerk et al. 2005).
Distribution – Austria, Germany (van Niekerk et al. 2005).

116) ***Diaporthe perseae*** (Zerova) R.R. Gomes, C. Glienke & Crous, *Persoonia* 31: 29 (2013), MycoBank MB802944.
Sexual morph not reported. See Gomes et al. (2013) for illustrations and descriptions of asexual morph.
Type – Netherlands Antilles, Martinique, on young fruit of *Persea gratissima* (*Lauraceae*), 10 July 1972, E. Laville (holotype CBS 151.73, includes ex-type culture).
Host – *Persea gratissima* (Gomes et al. 2013).
Distribution – Netherlands (Gomes et al. 2013).

117) ***Diaporthe pescicola*** Dissanayake, X.H. Li & K.D. Hyde, *Mycosphere* 8: 542 (2017), Facesoffunginumber FoF01959, Index Fungorum number IF551988.
Sexual morph not reported. See Dissanayake et al. (2017a) for illustrations and descriptions of asexual morph.
Type – China, Hubei Province, on diseased shoots of *Prunus persica* (*Rosaceae*), May 2015, XingHong Li (holotype MFLU 16-0906, culture ex-type MFLUCC 16-0105=CGMCC3.17465).
Host – *Prunus persica* (Dissanayake et al. 2017a).
Distribution – China (Dissanayake et al. 2017a).

118) ***Diaporthe phaseolorum*** (Cooke & Ellis) Sacc., *Syll. fung*. (Abellini) 1: 692 (1882), Mycobank MB164797.
Sexual morph and asexual morph have been reported. See Santos et al. (2011) and Udayanga et al. (2015) for illustrations and descriptions.
Type – USA, on old vines of *Phaseolus* sp. (*Fabaceae*), 1878, Cooke and Ellis (In Ellis North American Fungi, Century II, No.188 in Exsiccati bound collection in BPI – lectotype; MBT200095), (BPI 616862-paratype), Delaware: Kent Co., Townsend, on bean pod and leaf of *Phaseolus* sp., 14 Jul. 2005, N. F. Gregory (epitype BPI 879942, ex-epitype).
Hosts – *Ocimum sanctum* (Chowdhary & Kaushik 2015), *Phaseolus* sp. (Harter 1917, Udayanga et al. 2015, dos Santos et al. 2016), *Vitis vinifera* (Dissanayake et al. 2015).
Distribution – Brazil (dos Santos et al. 2016), China (Dissanayake et al. 2015), Cuba, Jamaica, USA (Delaware, New Jersey, Ohio) (Harter 1917, Udayanga et al. 2015), India (Chowdhary & Kaushik 2015).

119) ***Diaporthe phragmitis*** Crous, *Persoonia* 33: 219 (2014), MycoBank MB810588.
Sexual morph not reported. See Crous et al. (2014b) for illustrations and descriptions of asexual morph.
Type – China, Beijing, Fragrant Hill, on *Phragmites australis* (*Poaceae*), 31 Aug. 2013, P.W. Crous & Y. Zhang (holotype CBS H-21979, culture ex-type CPC 23607 = CBS 138897).
Host – *Phragmites australis* (Crous et al. 2014b).
Distribution – China (Crous et al. 2014b).

120) ***Diaporthe podocarpi-macrophylli*** Y.H. Gao & L. Cai, *IMA fungus* 8: 176 (2017), MycoBank MB820682.
Sexual morph not reported. See Gao et al. (2017) for illustrations and descriptions of asexual morph.
Type – Japan, on healthy leaves of *Podocarpus macrophyllus* (*Podocarpaceae*), 20 Sep. 2014, W.J. Duan (holotype HMAS 247084, culture ex-type CGMCC 3.18281 = LC 6155).
Host – *Podocarpus macrophyllus* (Gao et al. 2017).
Distribution – Japan (Gao et al. 2017).

121) ***Diaporthe pseudomangiferae*** R.R. Gomes, Glienke & Crous, *Persoonia* 31: 30 (2013), MycoBank MB802945.

Sexual morph not reported. See Gomes et al. (2013) for illustrations and descriptions of asexual morph.
Type – Dominican Republic, from *Mangifera indica* (*Anacardiaceae*), P. de Leeuw, ATO-DLO, Wageningen (holotype CBS H-21105, culture ex-type CBS 101339).
Host – *Mangifera indica* (Gomes et al. 2013, Serrato-Diaz et al. 2014).
Distribution – Dominican Republic (Gomes et al. 2013), Mexico (Gomes et al. 2013), USA (Serrato-Diaz et al. 2014).

122) ***Diaporthe pseudophoenicicola*** R.R. Gomes, Glienke & Crous, *Persoonia* 31: 30 (2013), MycoBank MB803839.
Sexual morph not reported. See Gomes et al. (2013) for illustrations and descriptions of asexual morph.
Type – Spain, Mallorca, Can Pastilla, dead tops of green leaves on *Phoenix dactylifera* (*Arecaceae*), 27 May 1969, H.A. van der Aa (holotype CBS H-21106, culture ex-type CBS 462.69).
Hosts – *Mangifera indica, Phoenix dactylifera* (Gomes et al. 2013).
Distribution – Iraq, Spain (Gomes et al. 2013).

123) ***Diaporthe pseudotsugae*** Dissanayake, Camporesi & K.D. Hyde, *Mycosphere* 8: 869 (2017), Facesoffunginumber FoF03274, Index Fungorum number IF553190.
Sexual morph not reported. See Dissanayake et al. (2017b) for illustrations and descriptions of asexual morph.
Type – Italy, Forlì-Cesena Province, Premilcuore, on dead land cones of *Pseudotsuga menziesii* (*Pinaceae*), 10 April 2015, Erio Camporesi (MFLU 15-1274, holotype).
Host – *Pseudotsuga menziesii* (Dissanayake et al. 2017b).
Distribution – Italy (Dissanayake et al. 2017b).

124) ***Diaporthe psoraleae*** Crous & M.J. Wingf., *Persoonia* 31: 205 (2013), MycoBank MB805822.
Sexual morph not reported. See Crous et al. (2013) for illustrations and descriptions of asexual morph.
Type – South Africa, Western Cape Province, Betty's Bay, Harold Porter National Botanical Garden, on stems of *Psoralea pinnata* (*Fabaceae*), 28 Oct. 2012, M.J. Wingfield (holotype CBS H-21422, culture ex-type CBS 136412).
Host – *Psoralea pinnata* (Crous et al. 2013).
Distribution – South Africa (Crous et al. 2013).

125) ***Diaporthe psoraleae-pinnatae*** Crous & M.J. Wingf., *Persoonia* 31: 205 (2013), MycoBank MB805823.
Sexual morph not reported. See Crous et al. (2013) for illustrations and descriptions of asexual morph.
Type – South Africa, Western Cape Province, Betty's Bay, Harold Porter National Botanical Garden, on stems of *Psoralea pinnata* (*Fabaceae*), 28 Oct. 2012, M.J. Wingfield (holotype CBS H-21423, culture ex-type CBS 136413).
Host – *Psoralea pinnata* (Crous et al. 2013).
Distribution – South Africa (Crous et al. 2013).

126) ***Diaporthe pterocarpi*** (S. Hughes) Udayanga, X.Z. Liu & K.D. Hyde, *Cryptog. Mycol*. 33: 305 (2012), MycoBank MB801055.
Sexual morph not reported. See Udayanga et al. (2012b) for illustrations and descriptions of asexual morph.

Type – Togoland (Togo, West Africa), Kete Krachi, on leaves of *Pterocarpus erinaceus* (*Fabaceae*), 18 April 1949, S Hughes (PDD 14878, isotype), Thailand, Chiang Rai Province, Mae Fah Luang University Garden, leaves of *Pterocarpus indicus*, 12 April 2010, D. Udayanga, DPH 002 (epitype MFLU 12-0120, culture ex-epitype MFLUCC 10-0571).
Hosts – *Aloe vera, Jatropha curcas, Ougeinia dalbergioides, Pterocarpus santalinoides, P. angolensis, P. erinaceus, P. Indicus, P. violaceus* (Udayanga et al. 2012b).
Distribution – Brazil, Ghana, Hong Kong, India, Sierra Leone, Thailand, Togo, Zambia (Udayanga et al. 2012b).

127) ***Diaporthe pterocarpicola*** Udayanga, X.Z. Liu & K.D. Hyde, *Cryptog. Mycol*. 33: 303 (2012), MycoBank MB801053.
Sexual morph not reported. See Udayanga et al. (2012b) for illustrations and descriptions of asexual morph.
Type – Thailand, Chiang Rai Province, Thasud, Muang District, Chiang Rai Arboretum, N 18º 05' 59.1", E 102º 40' 02.9", on leaves of *Pterocarpus indicus* (*Fabaceae*), 14 May 2010, D. Udayanga DPH 013 (holotype MFLU 12-0129, culture ex-type MFLUCC 10-0580a).
Host – *Pterocarpus indicus* (Udayanga et al. 2012b).
Distribution – Thailand (Udayanga et al. 2012b).

128) ***Diaporthe pulla*** Nitschke, *Pyrenomyc. Germ*. 2: 246 (1870), Mycobank MB168654.
Sexual morph not reported. See Udayanga et al. (2014b) for illustrations and descriptions of asexual morph.
Type – Germany, on vines of *Hedera helix* (*Araliaceae*), (Fries Scleromyceti Sueciae No. 307 (BPI Sbarbaro Collection, Bound, Centuries III (part) to V. in BPI as *Sphaeria spiculosa*, lectotype-MBT178540), Serbia, Belgrade, on vines of *Hedera helix*, July 1989, M. Muntañola-Cvetkovic (epitype BPI 892920, culture ex-epitype CBS 338.89).
Host – *Hedera helix* (Udayanga et al. 2014b).
Distribution – Czech Republic, Germany (Udayanga et al. 2014b).

129) ***Diaporthe pyracanthae*** L. Santos & A. Alves, *Mycosphere* 8: 493 (2017), MycoBank MB820224.
Sexual morph not reported. See Santos et al. (2017) for illustrations and descriptions of asexual morph.
Type – Portugal, Aveiro, from branch canker of *Pyracantha coccinea* (*Rosaceae*), March 2012, A. Alves, (holotype LISE 96313, culture ex-type CBS142384 = CAA483).
Host – *Pyracantha coccinea* (Santos et al. 2017).
Distribution – Portugal (Santos et al. 2017).

130) ***Diaporthe raonikayaporum*** R.R. Gomes, C. Glienke & Crous, *Persoonia* 31: 31 (2013), MycoBank MB802947.
Sexual morph not reported. See Gomes et al. (2013) for illustrations and descriptions of asexual morph.
Type – Brazil, Pará, Redenção, endophytic species isolated from leaf of *Spondias mombin* (popular name Cajazeira and Taperebá, *Anacardiaceae*), July 2007, K. Rodriguez (holotype CBS H-21097, culture ex-type CBS 133182).
Host – *Spondias mombin* (Gomes et al. 2013).
Distribution – Brazil (Gomes et al. 2013).

131) ***Diaporthe ravennica*** Thambugala, Camporesi & K.D. Hyde, *Fungal Diversity* 82: 296 (2017), Facesoffunginumber FoF02171, Index Fungorum number IF552100.
Sexual morph not reported. See Thambugala et al. (2016) for illustrations and descriptions of asexual morph.

Type – Italy, Province of Ravenna, Lido di Dante, on dead branches of *Tamarix* sp. (*Tamaricaceae*), 4 December 2014, Erio Camporesi IT 2273 (holotype MFLU 16–0665, culture ex-type MFLUCC 15–0479).
Host – *Tamarix* sp. (Thambugala et al. 2016).
Distribution – Italy (Thambugala et al. 2016).

132) ***Diaporthe rhusicola*** Crous, *Persoonia* 26: 135 (2011), MycoBank MB560170.
Sexual morph not reported. See Crous et al. (2011) for illustrations and descriptions of asexual morph.
Type – South Africa, Western Cape Province, Cape Town, Kirstenbosch Botanical Garden, on leaves of *Rhus pendulina* (White Karee, *Anacardiaceae*), 8 May 2010, P.W. Crous (holotype CBS H-20589, culture ex-type CBS 129528).
Hosts – *Juglans regia* (Chen et al. 2014), *Rhus pendulina* (Crous et al. 2011).
Distribution – California (Chen et al. 2014), South Africa (Crous et al. 2011).

133) ***Diaporthe rostrata*** C.M. Tian, X.L. Fan & K.D. Hyde, *Mycol. Progr*. 14: 4 (2015), Mycobank MB812974.
Sexual morph and asexual morph have been reported. See Fan et al. (2015b) for illustrations and descriptions.
Type – China, Gansu Province, Tianshui City, Xiaolong Mountain, 34°03′19.64″ N, 105°45′13.95″ E, 1432 m asl., on stems and branches of *Juglans mandshurica* (*Juglandaceae*),19 July 2013, collected by X.L. Fan & X.Y.Wu (holotype BJFC-S890, culture ex-type CFCC 50062).
Host – *Juglans mandshurica* (Fan et al. 2015b).
Distribution – China (Fan et al. 2015b).

134) ***Diaporthe rudis*** (Fr.) Nitschke, *Pyrenomyc. Germ*. 2: 282 (1870), Mycobank MB139900.
Sexual morph and asexual morph have been reported. See Udayanga et al. (2014a) for illustrations and descriptions.
Type – Austria, Vienna, 19. 7763/2, Reisenbergbach-Weg, on stem of *Laburnum anagyroides* (*Fabaceae*), 8 Apr. 2000, W. Jaklitsch (epitype BPI 748231, culture ex-epitype AR3422).
Hosts – See Udayanga et al. (2014a).
Distribution – See Udayanga et al. (2014a).

135) ***Diaporthe saccarata*** (J.C. Kang, L. Mostert & Crous) Crous, *Persoonia* 31: 32 (2013), MycoBank MB802948.
Sexual morph not reported. See Gomes et al. (2013) for illustrations and descriptions of asexual morph.
Type – South Africa, Western Cape Province, Jonkershoek Mountains, Stellenbosch, on cankers of *Protea repens* (*Proteaceae*), Mar. 1999, S. Denman (culture ex-type CBS).
Host – *Protea repens* (Gomes et al. 2013).
Distribution – South Africa (Gomes et al. 2013).

136) ***Diaporthe sackstonii*** R.G. Shivas, S.M. Thompson & Y.P. Tan, *Persoonia* 35: 46 (2015), MycoBank MB808674.
Sexual morph not reported. See Thompson et al. (2015) for illustrations and descriptions of asexual morph.
Type – Australia, Queensland, Clermont, from a petiole of *Helianthus annuus* (*Asteraceae*), 10 June 2011, S.M. Thompson T12667B (holotype BRIP 54669b, includes ex-type culture).
Host – *Helianthus annuus* (Thompson et al. 2015).
Distribution – Australia (Thompson et al. 2015).

137) ***Diaporthe salicicola*** R.G. Shivas, J. Edwards & Y.P. Tan, *Fungal Diversity* 61: 258 (2013), MycoBank MB803338.
Sexual morph not reported. See Tan et al. (2013) for illustrations and descriptions of asexual morph.
Type – Australia, Tasmania, Blackfish Creek, on *Salix purpurea* (*Salicaceae*), 31 July 2007, K. Finlay & R. Adair (holotype VPRI 32789, includes ex-type culture), isotype BRIP 54825.
Host – *Salix purpurea* (Tan et al. 2013).
Distribution – Australia (Tan et al. 2013).

138) ***Diaporthe schini*** R.R. Gomes, C. Glienke & Crous, *Persoonia* 31: 32 (2013), MycoBank MB802949.
Sexual morph not reported. See Gomes et al. (2013) for illustrations and descriptions of asexual morph.
Type – Brazil, Paraná, Curitiba, endophytic species isolated from leaf of *Schinus terebinthifolius* (popular name Aroeira, *Anacardiaceae*), July 2007, J. Lima (holotype CBS H-21093, culture ex-type CBS 133181).
Host – *Schinus terebinthifolius* (Gomes et al. 2013).
Distribution – Brazil (Gomes et al. 2013).

139) ***Diaporthe schoeni*** Dissanayake, Camporesi & K.D. Hyde, *Mycosphere* 8: 870 (2017), Facesoffunginumber FoF03275, Index Fungorum number IF553191.
Sexual morph not reported. See Dissanayake et al. (2017b) for illustrations and descriptions of asexual morph.
Type – Italy, Ravenna Province, Lido di Dante, on dead aerial stem of *Schoenus nigricans* (*Cyperaceae*), 1 May 2015, Erio Camporesi (holotype MFLU 15-1279).
Host – *Schoenus nigricans* (Dissanayake et al. 2017b).
Distribution – Italy (Dissanayake et al. 2017b).

140) ***Diaporthe sclerotioides*** (Kesteren) Udayanga, Crous & K.D. Hyde, *Fungal Diversity* 56: 166 (2012), Mycobank MB800700.
Sexual morph not reported. See van Kesteren (1967) for illustrations and descriptions of asexual morph.
Type – Netherlands, Maarssen, on root of *Cucumis sativus* (*Cucurbitaceae*), June 1967, H.A. van der Kesteren (culture ex-type CBS 296.67).
Hosts – *Cucumis sativus* (van Kesteren 1967, Shishido et al. 2014), *Citrullus lanatus, C. ficifolia, C. maxima, C. moschata* (Udayanga et al. 2011, Shishido et al. 2014), *Cucumis melo, Citrullus lanatus, Lagenaria siceraria var. gourda* (Shishido et al. 2014).
Distribution – Netherlands (van Kesteren 1967), Japan (Shishido et al. 2014).

141) ***Diaporthe sennae*** C.M. Tian & Q. Yang, *Phytotaxa* 302: 149 (2017), MycoBank MB820452.
Sexual morph not reported. See van Yang et al. (2017) for illustrations and descriptions of asexual morph.
Type – China, Guangxi Province, Nanning city, on twigs and branches of *Senna bicapsularis*, Q. Yang, 7 November 2015 (holotype BJFC-S1370, culture ex-type CFCC51636).
Host – *Senna bicapsularis* (Yang et al. 2017).
Distribution – China (Yang et al. 2017).

142) ***Diaporthe sennicola*** C.M. Tian & Q. Yang, *Phytotaxa* 302: 150 (2017), MycoBank MB820453.
Sexual morph not reported. See van Yang et al. (2017) for illustrations and descriptions of asexual morph.

Type – China, Guangxi Province, Nanning city, on twigs and branches of *Senna bicapsularis*, Q. Yang, 7 November 2015 (holotype BJFC-S1369, culture ex-type CFCC51635).
Host – *Senna bicapsularis* (Yang et al. 2017).
Distribution – China (Yang et al. 2017).

143) ***Diaporthe serafiniae*** R.G. Shivas, S.M. Thompson & Y.P. Tan, *Persoonia* 35: 46 (2015), MycoBank MB808675.
Sexual morph not reported. See Thompson et al. (2015) for illustrations and descriptions of asexual morph.
Type – Australia, Queensland, Glenore Grove, from seed of an ornamental variety of *Helianthus annuus* (*Asteraceae*), 1 Apr. 2012, S.M. Thompson T13010A (holotype BRIP 55665b, includes ex-type culture).
Hosts – *Helianthus annuus*, *Lupinus albus*, *Lupinus Serafin* (Thompson et al. 2015).
Distribution – Australia (Thompson et al. 2015).

144) ***Diaporthe siamensis*** Udayanga, X.Z. Liu & K.D. Hyde, *Cryptog. Mycol*. 33: 298 (2012), MycoBank MB 800826.
Sexual morph not reported. See Udayanga et al. (2012b) for illustrations and descriptions of asexual morph.
Type – Thailand, Chiang Rai Province, Thasud, Muang District, Mae Fah Luang University Park, N 18° 05’ 59.1”, E 102° 40’ 02.9”, on leaves of *Dasymaschalon* sp. (*Annonaceae*), 11 March 2010, D. Udayanga DPH 004 (holotype MFLU 12-0121, culture ex-type MFLUCC 10-0573a).
Host – *Dasymaschalon* sp. (Udayanga et al. 2012b).
Distribution – Thailand (Udayanga et al. 2012b).

145) ***Diaporthe sojae*** Lehman, *Ann. Mo. bot. Gdn* 10: 128 (1923), Mycobank MB278338.
Sexual morph and asexual morph have been reported. See Udayanga et al. (2015) for illustrations and descriptions.
Type – USA, North Carolina, Raleigh, on stems and pods of *Glycine max* (*Fabaceae*), 1 Sep. 1920, S. G. Lehman. Perithecia developing on sterilized petioles of soybean after inoculation of pure culture of strain 17 with stems and pods (lectotype BPI 615412, MBT 200097), on stems and pods of *Glycine max*, Late summer, 1920, S.G. Lehman, (isolectotype BPI 615415), Ohio, on *Glycine max*, unknown dates and collection data (epitype BPI 748002, culture ex-epitype FAU635).
Hosts – *Camptotheca acuminata* (Chang et al. 2005), *Capsicum annuum* (Pennycook 1989), *Citrus* sp. (Huang et al. 2015), *Cucumis melo*, *Glycine max* (Lehman 1923, Zhang et al. 1997, Santos et al. 2011), *Helianthus annuus* (Vrandecic et al. 2004, Thompson et al. 2011), *Stokesia laevis* (Sogonov et al. 2008), *Vitis vinifera* (Dissanayake et al. 2015).
Distribution – Recent studies subsequent to Udayanga et al. (2015) confirm the following distribution: China (Dissanayake et al. 2015, Huang et al. 2015).

146) ***Diaporthe spartinicola*** Crous & R.K. Schumach., *Sydowia* 67: 98 (2015), MycoBank MB812526.
Sexual morph not reported. See Crous et al. (2015b) for illustrations and descriptions of asexual morph.
Type – Spain, Jaén, Los Villares, on stem of *Spartium junceum* (Leguminosae), 24 June 2014, leg. S. Tello (holotype CBS H-22256, culture ex-type CBS 140003).
Host – *Spartium junceum* (Crous et al. 2015b).
Distribution – Spain (Crous et al. 2015b).

147) ***Diaporthe sterilis*** L. Lombard, Polizzi & Crous, *Phytopath. Mediterr*. 53: 94 (2014), MycoBank MB807600.

Sexual morph not reported. See Lombard et al. (2014) for illustrations and descriptions of asexual morph.
Type – Italy, Sicily, Catania Province, Valverde, on *Vaccinium corymbosum* (*Ericaceae*), June 2012, G. Polizzi (holotype CBS H-21515, culture ex-type CBS 136969).
Host – *Vaccinium corymbosum* (Lombard et al. 2014).
Distribution – Italy (Lombard et al. 2014).

148) ***Diaporthe stictica*** (Berk. & Broome) R.R. Gomes, C. Glienke & Crous, *Persoonia* 31: 34 (2013), MycoBank MB802950.
Culture sterile. See Gomes et al. (2013).
Type – Italy, Perugia, on dead twig of *Buxus sempervirens* (*Buxaceae*), Dec. 1954, M. Ribaldi (holotype CBS 370.54, includes ex-type culture).
Host – *Buxus sempervirens* (Gomes et al. 2013).
Distribution – Italy (Gomes et al. 2013).

149) ***Diaporthe subclavata*** F. Huang, K.D. Hyde & H.Y. Li, *Fungal Biology* 119: 343 (2015), MycoBank MB810583.
Sexual morph not reported. See Huang et al. (2015) for illustrations and descriptions of asexual morph.
Type – China, Fujian Province, Yongchun, on leaf with citrus scab of *Citrus unshiu* (*Rutaceae*), May 2011, F. Huang and X. Hou (holotype ZJUD95H, culture ex-type ZJUD95).
Host – *Citrus unshiu* (Huang et al. 2015).
Distribution – China (Huang et al. 2015).

150) ***Diaporthe subordinaria*** (Desm.) R.R. Gomes, C. Glienke & Crous, *Persoonia* 31: 34 (2013), MycoBank MB802951.
See notes in Gomes et al. (2013).
Type – New Zealand, blackened seed of *Plantago lanceolata* (*Plantaginaceae*), Apr. 1999, B. Alexander (holotype CBS 101711, includes extype culture).
Host – *Plantago lanceolata* (Gomes et al. 2013).
Distribution – New Zealand (Gomes et al. 2013).

151) ***Diaporthe taoicola*** Dissanayake, X.H. Li & K.D. Hyde, *Mycosphere* 8: 543 (2017), Facesoffunginumber FoF01960, Index Fungorum number IF551989.
Sexual morph not reported. See Dissanayake et al. (2017a) for illustrations and descriptions of asexual morph.
Type – China, Hubei Province, on diseased shoots of *Prunus persica* (*Rosaceae*), July 2015, XingHong Li (holotype MFLU 16-0907, culture ex-type MFLUCC 16-0117=CGMCC3.17464).
Host – *Prunus persica* (Dissanayake et al. 2017a).
Distribution – China (Dissanayake et al. 2017a).

152) ***Diaporthe tectonae*** Doilom, Dissan. & K.D. Hyde, *Fungal Diversity* 82: 164 (2016), Facesoffunginumber FoF01871, Index Fungorum number IF551976.
Sexual morph not reported. See Doilom et al. (2016) for illustrations and descriptions of asexual morph.
Type – Thailand, Phayao Province, Chun District, Hong Hin Subdistrict, on dieback lesion of *Tectona grandis* twig (*Lamiaceae*), 23 November 2012, M. Doilom & J. Roux, (holotype MFLU 15–3535, culture ex-type MFLUCC 12–0777).
Host – *Tectona grandis* (Doilom et al. 2016).
Distribution – Thailand (Doilom et al. 2016).

153) ***Diaporthe tectonendophytica*** Doilom, Dissan. & K.D. Hyde, *Fungal Diversity* 82: 163 (2016), Facesoffunginumber FoF01869, Index Fungorum number IF551975.
Sexual morph not reported. See Doilom et al. (2016) for illustrations and descriptions of asexual morph.
Type – Thailand, Chiang Rai Province, Muang District, on asymptomatic branches of *Tectona grandis* (*Lamiaceae*), 19 March 2013, M. Doilom, (holotype MFLU 15–3537, culture ex-type MFLUCC 13–0471).
Host – *Tectona grandis* (Doilom et al. 2016).
Distribution – Thailand (Doilom et al. 2016).

154) ***Diaporthe tectonigena*** Doilom, Dissan. & K.D. Hyde, *Fungal Diversity* 82: 165 (2016), Facesoffunginumber FoF01872, Index Fungorum number IF551977.
Sexual morph not reported. See Doilom et al. (2016) for illustrations and descriptions of asexual morph.
Type – Thailand, Chiang Rai Province, Muang District, on dieback lesions of *Tectona grandis* (*Lamiaceae*) twigs, 19 November 2012, M. Doilom, (holotype MFLU 15–3534, culture ex-type MFLUCC 12–0767).
Host – *Tectona grandis* (Doilom et al. 2016).
Distribution – Thailand (Doilom et al. 2016).

155) ***Diaporthe terebinthifolii*** R.R. Gomes, Glienke & Crous, *Persoonia* 31: 35 (2013), MycoBank MB802952.
Sexual morph not reported. See Gomes et al. (2013) for illustrations and descriptions of asexual morph.
Type – Brazil, Paraná, Curitiba, endophytic species isolated from leaf of *Schinus terebinthifolius* (popular name Aroeira, *Anacardiaceae*), July 2007, J. Lima (holotype CBS H-21097, culture ex-type CBS 133180).
Host – *Schinus terebinthifolius* (Gomes et al. 2013).
Distribution – Brazil (Gomes et al. 2013).

156) ***Diaporthe ternstroemia*** Y.H. Gao, W. Sun & L. Cai, *Mycol. Progr*. 13: 119 (2013), MycoBank MB802139.
Sexual morph not reported. See Gao et al. (2014) for illustrations and descriptions of asexual morph.
Type – China, Zhejiang Province, Gutianshan Nature Reserve, on leaves of *Ternstroemia gymnanthera* (*Pentaphylacaceae*), 15 Aug. 2010, W Sun (holotype HMAS 244234, LC0784, culture ex-type CGMCC 3.15183).
Host – *Ternstroemia gymnanthera* (Gao et al. 2014).
Distribution – China (Gao et al. 2014).

157) ***Diaporthe thunbergii*** Udayanga, X.Z. Liu & K.D. Hyde, *Cryptogamie Mycologie* 33: 301 (2012), MycoBank MB800959.
Sexual morph not reported. See Udayanga et al. (2012b) for illustrations and descriptions of asexual morph.
Type – Thailand, Chiang Mai Province, Doi Suthep-Pui National Park, Medicinal Garden, 18°48.62N 98°54.60E, on leaves of *Thunbergia laurifolia* (*Acanthaceae*), 7 April 2010, D. Udayanga (holotype MFLU 12-0117, culture ex-type MFLUCC 10-0576a).
Host – *Thunbergia laurifolia* (Udayanga et al. 2012b).
Distribution – Thailand (Udayanga et al. 2012b).

158) ***Diaporthe thunbergiicola*** Udayanga & K.D. Hyde, in Liu et al., *Fungal Diversity* 72: 22 (2015), Facesoffunginumber FoF00472, Index Fungorum number IF551072.

Sexual morph not reported. See Liu et al. (2015) for illustrations and descriptions of asexual morph.
Type – Thailand, Chiang Mai Province, Doi Suthep Pui herbal garden, on leaves of *Thunbergia laurifolia* (*Acanthaceae*), 10 January 2012, D. Udayanga DPH 114 (holotype MFLU 14–0816, culture ex-type MFLUCC 12–0033).
Host – *Thunbergia laurifolia* (Liu et al. 2015).
Distribution – Thailand (Liu et al. 2015).

159) ***Diaporthe torilicola*** Dissanayake, Camporesi & K.D. Hyde, *Mycosphere* 8: 870 (2017), Facesoffunginumber FoF03276, Index Fungorum number IF553192.
Sexual morph not reported. See Dissanayake et al. (2017b) for illustrations and descriptions of asexual morph.
Type – Italy, Forlì-Cesena Province, Monte Pallareto - Meldola dead aerial stem of *Torilis arvensis* (*Apiaceae*), 12 April 2016, Erio Camporesi (holotype MFLU 16-1166, culture ex-type MFLUCC 17-1051).
Host – *Torilis arvensis* (Dissanayake et al. 2017b).
Distribution – Italy (Dissanayake et al. 2017b).

160) ***Diaporthe toxica*** P.M. Will., Highet, W. Gams & Sivasith., *Mycol. Res*. 98: 1367 (1994), MycoBank MB363488
See Williamson et al. (1994) for illustration and description of sexual morph. Asexual morph not reported.
Type – Western Australia, Morawa, on stem of *Lupinus angustifolius* (*Fabaceae*), 6 May 1991, J.B. Nunn (culture ex-type CBS 534.93 = ATCC 96741), Serpentine, on *Lupinus* sp., 8 June 1993, P.M. Williamson (CBS 535.93), Medina, on *Lupinus* sp., 8 June 1993, P.M. Williamson (CBS 546.93).
Host – *Lupinus angustifolius* (Ostazeski & Wells 1960, Williamson et al. 1994, Gomes et al. 2013).
Distribution – Australia, USA (Ostazeski & Wells 1960, Williamson et al. 1994, Gomes et al. 2013).

161) ***Diaporthe tulliensis*** R.G. Shivas, Vawdrey & Y.P. Tan, *Persoonia* 35: 301 (2015), MycoBank MB812896.
Sexual morph not reported. See Crous et al. (2015a) for illustrations and descriptions of asexual morph.
Type – Australia, Queensland, Tully, from rotted stem end of fruit of *Theobroma cacao* (*Malvaceae*), 10 Feb. 2015, M. Smith (holotype BRIP 62248a, includes ex-type culture).
Host – *Theobroma cacao* (Crous et al. 2015a).
Distribution – Australia (Crous et al. 2015a).

162) ***Diaporthe ueckerae*** Udayanga & Castl., *Fungal Biology* 119: 401 (2014), MycoBank MB810794.
Sexual morph not reported. See Udayanga et al. (2015) for illustrations and descriptions of asexual morph.
Type – USA, Oklahoma, on crown of *Cucumis melo* (*Cucurbitaceae*), F.A. Uecker (holotype BPI 748011, culture ex-type CBS 139283).
Hosts – *Camellia sinensis* (Gao et al. 2016), *Cucumis melo* (Udayanga et al. 2015).
Distribution – China (Gao et al. 2016), USA (Udayanga et al. 2015).

163) ***Diaporthe undulata*** Y.H. Gao & L. Cai, *IMA fungus* 8: 178 (2017), MycoBank MB820683.
Sexual morph not reported. See Gao et al. (2017) for illustrations and descriptions of asexual morph.
Type – China-Laos border, on diseased leaves of unknown host, 19 Apr. 2014, F. Liu (holotype HMAS 247091, culture ex-type CGMCC 3.18293 = LC 6624).
Host – unknown host (Gao et al. 2017).

Distribution – China-Laos border (Gao et al. 2017).

164) ***Diaporthe unshiuensis*** F. Huang, K.D. Hyde & H.Y. Li, *Fungal Biology* 119: 344 (2015), MycoBank MB810845.
Sexual morph not reported. See Huang et al. (2015) for illustrations and descriptions of asexual morph.
Type – China, Zhejiang Province, Linhai, on melanose fruit of *Citrus unshiu* (*Rutaceae*), 2009, G.Q. Chen and F. Huang (holotype ZJUD52H, culture ex-type ZJUD52).
Host – *Citrus unshiu* (Huang et al. 2015).
Distribution – China (Huang et al. 2015).

165) ***Diaporthe vaccinii*** Shear, *United States Department of Agriculture Technical Bulletin* 258: 1 (1931), MycoBank MB281247.
Sexual morph not reported. See Farr et al. (2002) for illustrations and descriptions of asexual morph.
Type – USA, Massachusetts, on *Oxycoccus macrocarpos* (*Ericaceae*), Mar. 1932, C.L. Shear (culture ex-type CBS 160.32).
Host – *Vaccinium* sp. (Lombard et al. 2014, Udayanga et al. 2014b).
Distribution – Europe (Lombard et al. 2014), USA (Udayanga et al. 2014b).

166) ***Diaporthe vangueriae*** Crous, *Persoonia* 32: 227 (2014), MycoBank MB808916.
Sexual morph not reported. See Crous et al. (2014a) for illustrations and descriptions of asexual morph.
Type – Zambia, on twigs of *Vangueria infausta* (*Rubiaceae*) 20 Feb 2012, M. van der Bank (holotype CBS H-21697, culture ex-type CBS 137985).
Host – *Vangueria infausta* (Crous et al. 2014a).
Distribution – Zambia (Crous et al. 2014a).

167) ***Diaporthe vawdreyi*** Y.P. Tan & R.G. Shivas, *Persoonia* 35: 303 (2015), MycoBank MB812895.
Sexual morph not reported. See Crous et al. (2015a) for illustrations and descriptions of asexual morph.
Type – Australia, Queensland, East Feluga, from fruit rot of *Psidium guajava* (*Myrtaceae*), 18 Sept. 2014, Y. Diczbalis (holotype BRIP 57887a, includes ex-type culture).
Host – *Psidium guajava* (Crous et al. 2015a).
Distribution – Australia (Crous et al. 2015a).

168) ***Diaporthe velutina*** Y.H. Gao & L. Cai, *IMA fungus* 8: 178 (2017), MycoBank MB820684.
Sexual morph not reported. See Gao et al. (2017) for illustrations and descriptions of asexual morph.
Type – China, Jiangxi Province, on diseased leaves of *Neolitsea* sp. (*Lauraceae*), 5 Sep. 2013, Y.H. Gao (holotype HMAS 247087, culture ex-type CGMCC 3.18286 = LC 4421).
Host – *Neolitsea* sp. (Gao et al. 2017).
Distribution – China (Gao et al. 2017).

169) ***Diaporthe virgiliae*** N.M. Machingambi, L.L. Dreyer & F. Roets, *Pl. Path*. 64: 1153 (2015), MycoBank MB811040.
Sexual morph not reported. See Machingambi et al. (2015) for illustrations and descriptions of asexual morph.
Type – South Africa, Western Cape Province, the Harold Porter National Botanical Garden, from roots of *Virgilia oroboides* (*Fabaceae*). April 2011, N. Machingambi (National Collection of

Fungi, Pretoria, South Africa). (holotype PREM 61104, culture ex-type CBS 138788), April 2011, N. Machingambi, paratype PREM 61103, living cultures CMW 40748 = CBS 138789.
Host – *Virgilia oroboides* (Machingambi et al. 2015).
Distribution – South Africa (Machingambi et al. 2015).

170) ***Diaporthe xishuangbanica*** Y.H. Gao & L. Cai, *IMA fungus* 8: 179 (2017), MycoBank MB820685
Sexual morph not reported. See Gao et al. (2017) for illustrations and descriptions of asexual morph.
Type – China, Yunnan Province, Xishuangbanna, on diseased leaves of *Camellia sinensis* (*Theaceae*), 19 Apr. 2015, F. Liu (holotype HMAS 247083, culture ex-type CGMCC 3.18283 = LC 6744).
Host – *Camellia sinensis* (Gao et al. 2017).
Distribution – China (Gao et al. 2017).

171) ***Diaporthe yunnanensis*** Y.H. Gao & L. Cai, *IMA fungus* 8: 180 (2017), MycoBank MB820686.
Sexual morph not reported. See Gao et al. (2017) for illustrations and descriptions of asexual morph.
Type – China, Yunnan Province, Xishuangbanna, on healthy leaves of *Coffea* sp., 20 Sep. 2014, W.J. Duan (holotype HMAS 247096, culture ex-type CGMCC 3.18289 = LC6168).
Host – *Coffea* sp. (Gao et al. 2017).
Distribution – China (Gao et al. 2017).

Acknowledgements

This work was financed by JNKYT201605, Innovation funds of IPEP, BAAFS and CARS-30. Alan J.L. Phillips acknowledges the support from Biosystems and Integrative Sciences Institute (BioISI, FCT/UID/ Multi/04046/2013).

References

Akay S, Ekiz G, Kocabas F, Kocabaş E et al. 2011 – Secondary metabolites from *Phomopsis amygdali*, an endophytic fungus isolated from hazelnut (*Corylus avellana*). Planta Medica 77, 1286–1287.

Akgul DS, Savas NG, Teker T, Keykubat B et al. 2015 – Fungal trunk pathogens of Sultana Seedless vineyards in Aegean region of Turkey. Phytopathologia Mediterranea 54, 380–393.

Annesi T, Luongo L, Vitale S, Galli M, Belisario A. 2016 – Characterization and pathogenicity of *Phomopsis theicola* anamorph of *Diaporthe foeniculina* causing stem and shoot cankers on sweet chestnut in Italy. Journal of Phytopathology 164, 412–416.

Arnold RH. 1975 – *Diaporthe alleghaniensis*. Fungi Canadenses 70, 1–2.

Auger J, Perez I, Esterio M. 2013 – *Diaporthe ambigua* associated with post-harvest fruit rot of kiwifruit in Chile. Plant Disease 97, 843–843.

Bai Q, Zhai L, Chen X, Hong N et al. 2015 – Biological and molecular characterization of five *Phomopsis* species associated with pear shoot canker in China. Plant Disease 99, 1704–1712.

Baumgartner K, Fujiyoshi PT, Travadon R, Castlebury LA et al. 2013 – Characterization of species of *Diaporthe* from wood cankers of grape in eastern North American vineyards. Plant Dis 97, 912–920.

Beraha LR, O'Brien MJ. 1979 – *Diaporthe melonis* sp. nov., a new soft rot of market cantaloupes. Phytopathologische Zeitschrift 94, 199–207.

Bienapfl, Y. Balci. 2013 – Phomopsis blight, a new disease of *Pieris japonica* caused by *Phomopsis amygdali* in the United States. Plant Disease 97, 1403–1407.
Bradley CA, Li S. 2006 – First report of northern stem canker of soybean caused by *Diaporthe phasealorum var. caulivora* in North Dakota. Plant Disease 90, 687–687.
Castlebury LA, Farr DF, Rossman AY, Jaklitsch WJ. 2003 – *Diaporthe angelicae* comb. nov., a modern description and placement of *Diaporthopsis* in *Diaporthe*. Mycoscience 44, 203–208.
Chang CQ, Xi PG, Xiang MM, Jiang ZD, Chi PK. 2005 – New species of *Phomopsis* on woody plants in Hunan Province. Mycosystema 2, 145–154.
Chen SF, Morgan DP, Michailides TJ. 2014 – *Botryosphaeriaceae* and *Diaporthaceae* associated with panicle and shoot blight of pistachio in California, USA. Fungal Diversity 67, 157–179.
Chi P, Jiang Z, Xiang M. 2007 – Flora Fungorum Sinicorum 34: *Phomopsis*. Science, Beijing
Chiesa MA, Pioli RN, Cambursano MV, Morandi EN. 2013 – Differential expression of distinct soybean resistance genes interacting with Argentinean isolates of *Diaporthe phaseolorum var. meridionalis*. European Journal of Plant pathology 135, 351–362.
Chowdhary K, Kaushik N. 2015 – Fungal endophyte diversity and bioactivity in the Indian medicinal plant *Ocimum sanctum* Linn. Plos One 10, Article Number, e0141444.
Cinelli T, Mondello V, Marchi G, Burruano S et al. 2016 – First report of *Diaporthe eres* associated with cane blight of grapevine (*Vitis vinifera*) in Italy. Plant Disease 100, 532–532.
Costamilan LM, Yorinori JT, Almeida AMR, Seixas CDS et al. 2008 – First report of *Diaporthe phaseolorum var. caulivora* infecting soybean plants in Brazil. Tropical Plant Pathology 33, 381–385.
Crous PW, Phillips AJL, Baxter AP. 2000 – Phytopathogenic fungi from South Africa. University of Stellenbosch, Department of Plant Pathology Press.
Crous PW, Groenewald JZ, Shivas RG, Edwards J et al. 2011 – Fungal Planet description sheets, 69–91. Persoonia 26, 108–156.
Crous PW, Summerell BW, Shivas RG, Burgess TI et al. 2012 – Fungal Planet description sheets, 107–127. Persoonia 28, 138–182.
Crous PW, Wingfield MJ, Guarro J, Cheewangkoon R et al. 2013 – Fungal Planet description sheets, 154–213. Persoonia 31, 188–296.
Crous PW, Shivas RG, Quaedvlieg W, van der Bank M et al. 2014a – Fungal Planet description sheets, 214–280. Persoonia 32, 184–306.
Crous PW, Wingfield MJ, Schumacher RK, Summerell BA et al. 2014b – Fungal Planet description sheets, 281–319. Persoonia 33, 212–292.
Crous PW, Schumacher RK, Wingfield MJ, Lombard L et al. 2015a – Fungal Systematics and Evolution, FUSE 1. Sydowia 67, 81–118.
Crous PW, Wingfield MJ, Le Roux JJ, Richardson DM et al. 2015b – Fungal Planet description sheets, 371–399. Persoonia 35, 264–327.
Crous PW, Wingfield MJ, Richardson DM, Le Roux JJ et al. 2016 – Fungal Planet description sheets, 400–468. Persoonia 36, 316–458.
Cummings JA, Bergstrom GC. 2015 – First report of northern stem canker caused by *Diaporthe caulivora* in soybean in New York. Plant Disease 99, 1039–1040.
Dai FM, Zeng R, Lu JP. 2012 – First report of twig canker on peach caused by *Phomopsis amygdali* in China. Plant Disease 96, 288–289.
Dennis RWG. 1986 – Fungi of the Hebrides. Royal Botanic Gardens, Kew.
Diaz GA, Latorre BA, Jara S, Ferrada E et al. 2014 – First report of *Diaporthe novem* causing postharvest rot of kiwifruit during controlled atmosphere storage in Chile. Plant Disease 98, 1274–1275.
Diogo ELF, Santos JM, Phillips AJL. 2010 – Phylogeny, morphology and pathogenicity of *Diaporthe* and *Phomopsis* species on almond in Portugal. Fungal Diversity 44, 107–115.
Dissanayake AJ, Liu M, Zhang W, Chen Z et al. 2015 – Morphological and molecular characterization of *Diaporthe* species associated with grapevine trunk disease in China. Fungal Biology 119, 283–294.

Dissanayake AJ, Zhang W, Liu M, Hyde KD et al. 2017a – *Diaporthe* species associated with peach tree dieback in Hubei, China. Mycosphere 8, 533–549.
Dissanayake AJ, Camporesi E, Hyde KD, Zhang Wei et al. 2017b – Molecular phylogenetic analysis reveals seven new *Diaporthe* species from Italy. Mycosphere 8, 853–877.
Divilov K, Walker DR. 2016 – Reaction of *Diaporthe longicolla* to a strain of *Sarocladium kiliense*. Biocontrol Science and Technology 26, 938–950.
Doilom M, Dissanayake AJ, Wanasinghe DN, Boonmee S et al. 2016 – Microfungi on *Tectona grandis* (teak) in Northern Thailand. Fungal Diversity 82, 107–182.
dos Santos TT, Leite S, de Souza LT, de Queiroz CB et al. 2016 – High genetic variability in endophytic fungi from the genus *Diaporthe* isolated from common bean (*Phaseolus vulgaris* L.) in Brazil. Journal of Applied Microbiology 120, 388–401.
Du Z, Fan XL, Hyde KD, Yang Q et al. 2016 – Phylogeny and morphology reveal two new species of *Diaporthe* from *Betula* spp. in China. Phytotaxa 269, 090–102.
Early MP, Punithalingam E. 1972 – *Phomopsis anacardii* sp. nov. on *Anacardium occidentale*. Transactions of British Mycological Society 59, 345–347.
Elfar K, Torres R, Diaz GA, Latorre BA. 2013 – Characterization of *Diaporthe australafricana* and *Diaporthe* spp. associated with stem canker of blueberry in Chile. Plant Disease 97, 1042–1050.
Evidente A, Rodeva R, Andolfi A. Stoyanova Z et al. 2011 – Phytotoxic polyketides produced by *Phomopsis foeniculi*, a strain isolated from diseased Bulgarian fennel. European journal of Plant Pathology. 130, 173–182.
Fan XL, Hyde KD, Udayanga D, Wu XY et al. 2016 – *Diaporthe rostrata*, a novel ascomycete from *Juglans mandshurica* associated with walnut dieback. Mycological Progress 14, 82.
Farr DF, Castlebury LA, Rossman AY. 2002 – Morphological and molecular characterization of *Phomopsis vaccinii* and additional isolates of *Phomopsis* from blueberry and cranberry in the eastern United States. Mycologia 94, 494–504.
Ferreira MC, Almeida V, de Lourdes Zani CL, de Almeida Alves TM et al. 2015 – Molecular phylogeny, diversity, symbiosis and discover of bioactive compounds of endophytic fungi associated with the medicinal Amazonian plant *Carapa guianensis* Aublet (*Meliaceae*). Biochemical Systematics and Ecology 59, 36–44.
Gao YH, Sun W, Su YY, Cai L. 2014 – Three new species of *Phomopsis* in Gutianshan Nature Reserve in China. Mycol Progress 13, 111–121.
Gao YH, Su YY, Sun W. 2015 – *Diaporthe* species occurring on *Lithocarpus glabra* in China, with descriptions of five new species. Fungal Biology 119, 295–309.
Gao YH, Liu F, Cai L. 2016 – Unravelling *Diaporthe* species associated with *Camellia*. Systematics and Biodiversity 14, 102–117.
Gao Y, Liu F, Duan W, Crous PW, Cai L. 2017 – *Diaporthe* is paraphyletic. IMA fungus 8, 153–187.
Ginns JH. 1986 – Compendium of plant disease and decay fungi in Canada 1960–1980. Res Br Can Agric Publ 1813,416
Gomes RR, Glienke C, Videira SIR, Lombard L et al. 2013 – *Diaporthe*, a genus of endophytic, saprobic and plant pathogenic fungi. Persoonia 31, 1–41.
Gramaje D, Agusti-Brisach C, Perez-Sierra A, Moralejo E et al. 2012 – Fungal trunk pathogens associated with wood decay of almond trees on Mallorca (Spain). Persoonia 28, 1–13.
Grijalba P, Ridao A del C. 2012 – Survival of *Diaporthe phaseolorum var. caulivora* (causal agent of soybean stem canker) artificially inoculated in different crop residues. Tropical Plant Pathology 37, 271–274.
Grijalba P, Ridao A del C. 2014 – Growth rate and pathogenicity of isolates of *Diaporthe phaseolorum var. caulivora*. Phyton-International journal of experimental boatany 83, 325–332.
Guerrero J, Perez S. 2013 – First report of *Diaporthe australafricana* caused stem canker and dieback in european hazelnut (*Corylus avellana* L.) in Chile. Plant disease 97, 1657–1657.

Guillin EA, Grijalba PE, de Oliveira LO, Gottlieb AM. 2014 – Specific boundaries between the causal agents of the soybean stem canker. Tropical Plant Pathology 39, 316–325.

Hall TA. 1999 – BioEdit: a user-friendly biological sequence alignment editor and analysis program for Windows 95/98/NT. Nucleic Acids Symposium Series 41, 95–98.

Harter LL. 1917 – Pod and stem blight of Lima beans. Journal of Agricultural Research. Washington DC 11, 473–506.

Hernandez FE, Pioli RN, Peruzzo AM, Formento ÁN, Pratta GR. 2015 – Morphologic and molecular characterization of *Phomopsis longicolla* (teleomorph unknown, Diaporthales) from tempered and subtropical regions of Argentina. Revista De Biologia Tropical 63, 871–884.

Hu DM, Cai L, Hyde KD. 2012 – Three new ascomycetes from freshwater in China. Mycologia 104, 1478–1489.

Huang F, Hou X, Dewdney MM, Fu Y et al. 2013 – *Diaporthe* species occurring on citrus in China. Fungal Diversity 61, 237–250.

Huang F, Udayanga D, Wang X, Hou X et al. 2015 – Endophytic *Diaporthe* associated with *Citrus*, A phylogenetic reassessment with seven new species from China. Fungal Biology 119, 331–347.

Hyde KD, McKenzie EHC, KoKo TW. 2011 – Towards incorporating anamorphic fungi in a natural classification checklist and notes for 2010. Mycosphere 2, 1–88

Hyde KD, Nilsson RH, Alias SA, Ariyawansa HA et al. 2014 – One stop shop: backbones trees for important phytopathogenic genera: I. Fungal Diversity 67, 21–125.

Hyde KD, Hongsanan S, Jeewon R, Bhat DJ et al. 2016 – Fungal diversity notes 367–492, taxonomic and phylogenetic contributions to fungal taxa. Fungal Diversity 80, 1–270

Katoh K, Toh H. 2008 – Recent developments in the MAFFT multiple sequence alignment program. Briefings in Bioinformatics 9, 276–285.

Kowalski T, Kraj W, Bednarz B. 2016 – Fungi on stems and twigs in initial and advanced stages of dieback of European ash (*Fraxinus excelsior*) in Poland. European Journal of Forest research 135, 565–579.

Latorre BA, Elfar K, Espinoza JG, Torres R, Díaz GA. 2012 – First report of *Diaporthe australafricana* associated with stem canker on blueberry in Chile. Plant Disease 96, 768.

Lawrence DP, Travadon R, Baumgartner K. 2015 – Diversity of *Diaporthe* species associated with wood cankers of fruit and nut crops in northern California. Mycologia 107, 926–940.

Lehman SG. 1923 – Pod and stem blight of soybean. Annals of Missouri Botanical Gardens 10, 111–178.

Liu JK, Hyde KD, Jones EBG, Ariyawansa HA et al. 2015 – Fungal diversity notes 1–110, taxonomic and phylogenetic contributions to fungal species. Fungal Diversity 72, 1–197.

Li Y, Tan P, Zhao DG. 2017 – *Diaporthe nobilis*, a new record on *Camellia sinensis* in Guizhou Province, China. Mycosphere 8, 1–8.

Lombard L, van Leeuwen GCM, Guarnaccia V, Polizzi G et al. 2014 – *Diaporthe* species associated with *Vaccinium*, with specific reference to Europe. Phytopathologia mediterranea 53, 287–299.

Machingambi NM, Dreyer LL, Oberlander KC. Roux J, Roets F. 2015 – Death of endemic *Virgilia oroboides* trees in South Africa caused by *Diaporthe virgiliae* sp nov. Plant Pathology 64, 1149–1156.

Maharachchikumbura SSN, Hyde KD, Jones EBG, McKenzie EHC et al. 2015 – Towards a natural classification and backbone tree for Sordariomycetes. Fungal Diversity 72, 199–301.

Maharachchikumbura SSN, Hyde KD, Jones EBG, McKenzie EHC et al. 2016 – Families of Sordariomycetes. Fungal Diversity 79, 1–317.

Marincowitz S, Crous PW, Groenewald JZ, Wingfield MJ. 2008 – Microfungi occurring on the *Proteaceae* in the fynbos. CBS Biodiversity Series 7, 1–166. CBS Fungal Biodiversity Centre, Utrecht, Netherlands.

Mathew FM, Alananbeh KM, Jordahl JG, Meyer SM et al. 2015b – *Phomopsis* stem canker, A reemerging threat to sunflower (*Helianthus annuus*) in the United States. Phytopathology 105, 990–997.

Mathew FM, Rashid KY, Gulya TJ, Markell SG. 2015a – First report of Phomopsis stem canker of sunflower (*Helianthus annuus*) caused by *Diaporthe gulyae* in Canada. Plant Disease 99, 160–160.

Menard L, Brandeis PE, Simoneau P, Poupard P et al. 2014 – First report of umbel browning and stem necrosis caused by *Diaporthe angelicae* on carrot in France. Plant Disease 98, 421–422.

Mengistu A, Castlebury L, Smith R, Ray J, Bellaloui N. 2009 – Seasonal progress of *Phomopsis longicolla* infection on soybean plant parts and its relationship to seed quality. Plant Disease 93, 1009–1018.

Mostert L, Crous PW, Kang JC, Phillips AJL. 2001a – Species of *Phomopsis* and a *Libertella* sp. occurring on grapevines with specific reference to South Africa, morphological, cultural, molecular and pathological characterization. Mycologia 93, 146–167.

Mostert L, Kang JC, Crous PW, Denman S. 2001b – *Phomopsis saccharata* sp. nov., causing a canker and dieback disease of *Protea repens* in South Africa. Sydowia 53, 227–235.

Nitschke T. 1867 – Pyrenomycetes Germanici. Die Kernpilze Deutschlands, Breslau 1.

Nitschke T. 1870 – Pyrenomycetes Germanici 2, 161–320 Breslau. Eduard Trewendt, Germany

Nylander JAA. 2004 – MrModeltest 2.0. Program distributed by the author. Evolutionary Biology Centre, Uppsala University.

Ola ARB, Debbab AK, Tibor H, Brötz-Oesterhelt H et al. 2014 – Dihydroanthracenone metabolites from the endophytic fungus *Diaporthe melonis* isolated from *Annona squamosa*. Tetrahedron Letters 55, 3147–3150.

Ormeno-Nunez J, Reeleder RD, Watson AK. 1988 – A new species of *Phomopsis* recovered from field bindweed (*Convolvulus arvensis*). Canadian Journal of Botany 66, 2228–2233.

Ostazeski SA, Wells HD. 1960 – A phomopsis stem blight of yellow lupins (*Lupinus luteus* L.). Plant Disease Reporter 44, 66–67.

Pennycook SR. 1989 – Plant Diseases Recorded in New Zealand, vol. 3, Plant Disease Division, DSIR, Auckland, New Zealand.

Petrovic K, Vidic M, Riccioni L, Đorđević V, Rajković D. 2015 – First report of *Diaporthe eres* species complex causing seed decay of soybean in Serbia. Plant Disease 99, 1186–1186.

Phillips AJL. 2003 – Morphological characterization of *Diaporthe foeniculacea* and its *Phomopsis* anamorph on Foeniculum vulgare. Sydowia 55, 274–285.

Pioli R, Morandi EN, Bisaro V – 2001. First report of soybean stem canker caused by *Diaporthe phaseolorum var. caulivora* in Argentina. Plant Disease 85, 95.

Polonio JC, Almeida TT, Garcia A, Mariucci GEG et al. 2015 – Biotechnological prospecting of foliar endophytic fungi of guaco (*Mikania glomerata* Spreng.) with antibacterial and antagonistic activity against phytopathogens. Genetics and Molecular Research 14, 7297–7309.

Rehner SA, Uecker FA. 1994 – Nuclear ribosomal internal transcribed spacer phylogeny and host diversity in the coelomycete *Phomopsis*. Can J Bot 72, 1666–1674.

Rekab D, Sorbo G del, Reggio C, Zoina A, Firrao G. 2004 – Polymorphisms in nuclear rDNA and mtDNA reveal the polyphyletic nature of isolates of *Phomopsis* pathogenic to sunflower and a tight monophyletic clade of defined geographic origin. Mycological Research 108, 393–402.

Rodeva R, Gabler J. 2011 – Umbel Browning and Stem Necrosis, a New Disease of Fennel in Bulgaria. Journal of Phytopathology 159, 184–187.

Ronquist F, Huelsenbeck JP. 2003 – MrBayes 3: Bayesian phylogenetic inference under mixed models. Bioinformatics 19, 1572–1574.

Santos JM, Correia VG, Phillips AJL. 2010. Primers for mating-type diagnosis in *Diaporthe* and *Phomopsis*, their use in teleomorph induction in vitro and biological species definition. Fungal Biology 114, 255–270.

Santos JM, Phillips AJL. 2009 – Resolving the complex of *Diaporthe* (*Phomopsis*) species occurring on *Foeniculum vulgare* in Portugal. Fungal Diversity 34, 111–125.

Santos JM, Vrandecic K, Cosic J, Duvnjak T, Phillips AJL. 2011 – Resolving the *Diaporthe* species occurring on soybean in Croatia. Persoonia 27, 9–19.

Santos L, Phillips AJL, Crous PW, Alves A. 2017 – *Diaporthe* species on Rosaceae with descriptions of *D. pyracanthae* sp. nov. and *D. malorum* sp. nov. Mycosphere 8, 485–511.

Sato T, Aoki M, Aoki T, Kubota M et al. 2014 – Fungi isolated from spoiled bean sprouts in Japan. Jarq-Japan Agricultural Research Quarterly 48, 317–329.

Serrato-Diaz LM, Rivera-Vargas LI, French-Monar RD. 2014 – First report of *Diaporthe pseudomangiferae* causing inflorescence rot, rachis canker, and flower abortion of mango. Plant Disease 98, 1004–1005.

Shaw CG. 1973 – Host fungus index for the Pacific Northwest - I. Hosts. Washington State University Agricultural Experiment Station Bulletin 765, 1–121.

Shishido M, Ohashi T, Momma N. 2014 – *Diaporthe sclerotioides* exhibits no host specificity among cucurbit species. Plant Pathology 63, 1357–1364.

Silvestro D, Michalak I. 2010 – RaxmlGUI: a graphical front-end for RAxML. Available from: http://sourceforge.net/projects/raxmlgui/ (accessed 15 June 2017).

Smit WA, Wingfield MJ, Wingfield BD. 1996 – A new canker disease of apple, pear, and plum rootstocks caused by *Diaporthe ambigua* in South Africa. Plant Disease 80, 1331–1335.

Sogonov MV, Castlebury LA, Rossman AY, Mejia LC, White JF. 2008 – Leaf inhabiting genera of the *Gnomoniaceae*, Diaporthales. Stud Mycol 62, 1–79.

Stravinskiene V, Snieskiene V, Stankeviciene A. 2015 – Health condition of *Tilia cordata* Mill. trees growing in the urban environment. Urban Forestry and Urban Greening 14, 115–122.

Sun S, Van K, Kim Moon Y, Min KH et al. 2012 – *Diaporthe phaseolorum var. caulivora*, a causal agent for both stem canker and seed decay on soybean. Plant Pathology Journal 28, 55–59.

Sutton BC. 1980 – The coelomycetes. Fungi imperfecti with pycnidia, acervuli and stromata. Commonwealth Mycological Institute, Kew, Surrey, England

Swofford DL. 2003 – PAUP*: phylogenetic analysis using parsimony and other methods, version 4 Sinauer Associates, Sunderland, Massachusetts.

Tai FL. 1979 – Sylloge Fungorum Sinicorum. Science Press, Academica Sinica, Peking.

Tan YP, Edwards J, Grice KRE, Shivas RG. 2013 – Molecular phylogenetic analysis reveals six new *Diaporthe* species from Australia. Fungal Divers 61, 251–260.

Tanney JB, McMullin DR, Green BD, Miller JD, Seifert KA. 2016 – Production of antifungal and antiinsectan metabolites by the Picea endophyte *Diaporthe maritima* sp. nov. Fungal Biology 120, 1448–1457.

Thambugala KM, Daranagama DA, Phillips AJL, Bulgakov TS et al. 2016 – Microfungi on *Tamarix*. Fungal Diversity 82, 239–306.

Thompson SM, Tan YP, Young AJ, Neate SM et al. 2011 – Stem cankers on sunflower (*Helianthus annuus*) in Australia reveal a complex of pathogenic *Diaporthe* (*Phomopsis*) species. Persoonia 27, 80–89.

Thompson SM, Tan YP, Shivas RG, Neate SM et al. 2015 – Green and brown bridges between weeds and crops reveal novel *Diaporthe* species in Australia. Persoonia 35, 39–49.

Udayanga D, Xingzhong L, McKenzie EHC, Chukeatirote E et al. 2011 – The genus *Phomopsis*, biology, applications, species concepts and names of common pathogens. Fungal Diversity 50, 189–225.

Udayanga D, Liu XZ, Crous PW, McKenzie EHC et al. 2012a – A multi-locus phylogenetic evaluation of *Diaporthe* (*Phomopsis*). Fungal Diversity 56, 157–171.

Udayanga D, Liu XZ, MCkenzie EHC, Chukeatirote E, Hyde KD. 2012b – Multi-locus phylogeny reveals three new species of *Diaporthe* from Thailand. Cryptogamie Mycologie 33, 295–309.

Udayanga D, Castlebury LA, Rossman AY, Hyde KD. 2014a – Species limits in *Diaporthe*, molecular re-assessment of *D. citri*, *D. cytosporella*, *D. foeniculina* and *D. rudis*. Persoonia 32, 83–101.

Udayanga D, Castlebury LA, Rossman AY, Chukeatirote E, Hyde KD. 2014b – Insights into the genus *Diaporthe*, phylogenetic species delimitation in the *D. eres* species complex. Fungal Diversity 67, 203–229.

Udayanga D, Castlebury LA, Rossman AY, Chukeatirote E, Hyde KD. 2015 – The *Diaporthe sojae* species complex, phylogenetic re-assessment of pathogens associated with soybean, cucurbits and other field crops. Fungal Biology 119, 383–407.

Urbez-Torres JR, Peduto F, Smith RJ, Gubler WD. 2013 – Phomopsis dieback, a grapevine trunk disease caused by *Phomopsis viticola* in California. Plant Disease 97, 1571–1579.

Van Kesteren HA. 1967 – "Black root rot" in *Cucurbitaceae* caused by *Phomopsis sclerotioides* nov. spec. Netherlands Journal of Plant Pathology 73, 112–116.

van Niekerk JM, Groenewald JZ, Farr DF, Fourie PH et al. 2005 – Reassessment of *Phomopsis* species on grapevines. Australasian Plant Pathology 34, 27–39.

van Rensburg JCJ, Lamprecht SC, Groenewald JZ, Castlebury LA, Crous PW. 2006 – Characterization of *Phomopsis* spp. associated with dieback of rooibos (*Aspalathus linearis*) in South Africa. Studies in Mycology 55, 65–74.

Vrandečić K, Cosic J, Riccioni L, Duvnjak T, Jurkovic D. 2004 – *Phomopsis longicolla* a new pathogen on Abutilon theophrasti in Croatia. Plant Pathology 53, 251.

Vrandečić K, Cosic J, Riccioni L, Duvnjak T, Jurkovic D. 2005 – Isolation of *Diaporthe phaseolorum* var. *caulivora* from Abutilon theophrasti in Croatia. Plant Pathology 54, 576–576.

Weber GF. 1933 – Stem canker of *Crotalaria spectabilis* caused by *Diaporthe crotalariae*. Phytopathology 23, 602.

Wehmeyer LE. 1933 – The genus *Diaporthe* Nitschke and its segregates. University of Michigan Studies Scientific Series 9, 1–349.

Williamson PM, Higher AS, Gams W, Sivasithamparam K, Cowling WA. 1994 – *Diaporthe toxica* sp. nov. the cause of lupinosis in sheep. Mycology Research 98, 1364–1368.

Yang Q, Fan XL, Du Z, Tian CM. 2017 – *Diaporthe juglandicola* sp. nov. (Diaporthales, Ascomycetes) evidenced by morphological characters and phylogenetic analysis. Mycosphere 8, 817–826.

Zhang AW, Hartman GL, Riccioni L, Chen WD et al. 1997 – Using PCR to distinguish *Diaporthe phaseolorum* and *Phomopsis longicolla* from other soybean fungal pathogens and to detect them in soybean tissues. Plant Disease 81, 1143–1149.

Zhu L, Li HY. 2010 – First report of *Phomopsis amygdali* causing shoot blight of peach in China. Journal of Plant Pathology 92, 112–112.